



Improving California's Vote-by-Mail Process: A Three-County Study

www.calvoter.org/votebymail



August 2014

Acknowledgements

This report is based on a study of three California counties' vote-by-mail programs conducted by the California Voter Foundation. The study was undertaken in partnership with the Future of California Elections (FOCE), a collaboration between election officials, civil rights advocates and election reform advocates to examine and address the unique challenges facing the State of California's election system.

The California Voter Foundation (CVF) thanks FOCE and its members and staff for their input and support throughout this study. CVF particularly wishes to thank Santa Cruz County Clerk-Recorder Gail Pellerin, Sacramento County Registrar of Voters Jill LaVine and Orange County Registrar of Voters Neal Kelley and their staff members who provided invaluable information and access to CVF in conducting this study. CVF is also grateful to Richard Stewart of the U.S. Postal Service/Pacific Area staff and Darren Chesin, Senior Consultant to the California State Senate Elections Committee, for their assistance. Thanks also to Mary Casey for creating the study banner and to Kevin English for creating the envelope image photograph.

This report is supported by a grant from The James Irvine Foundation. The opinions expressed in this report are those of the authors and do not necessarily reflect the views of The James Irvine Foundation.

Credits

Research, writing and graphics:

Kim Alexander, California Voter Foundation president and founder
Saskia Mills, California Voter Foundation research consultant

Technical support:

John Jones, California Voter Foundation technology consultant



Table of Contents

I. Executive Summary and Key Findings	4
II. Introduction	7
1. California vote-by-mail history	7
2. About this study	8
3. Background: Who are vote-by-mail voters?	10
4. The problem of uncounted vote-by-mail ballots	11
III. County Profiles	14
1. Santa Cruz County	14
2. Sacramento County	17
3. Orange County	20
IV. Findings	23
1. How does a voter get on or off the permanent VBM list?	23
2. Permanent vs. one-time vote-by-mail voters	25
3. Issued vs. returned vote-by-mail ballots	26
4. Vote-by-mail administrative costs	27
5. Relationship with the U.S. Post Office	29
6. Postage Costs	32
7. Timing of delivery of ballot materials	33
8. Instructions for voters	34
9. Vote-by-mail ballot envelopes	35
10. Ability to track ballots going out and coming back	39
11. Online lookup tools	40
12. How vote-by-mail ballots are returned	44
13. Signature verification	47
14. Automation	51
15. Contacting voters to correct vote-by-mail ballots	53
16. Late ballots	56
17. Other reasons why some vote-by-mail ballots don't get counted	58
18. UOCAVA voters	59
19. Impact on provisional voting	62
20. Conclusion	63
V. Recommendations for Improving the Vote-by-Mail Process and Topics for Further Study	64
1. Legislative Recommendations	64
2. Administrative Recommendations	67
3. Topics For Further Study	70

I. Executive Summary and Key Findings

In the twelve years since California's permanent vote-by-mail law took effect, the reliance of California voters on voting by mail has steadily increased. More than 50 percent of the votes cast in the November 2012 election were cast using mail ballots, the first time a majority of California voters cast vote-by-mail (VBM) ballots in a statewide general election. Permanent VBM voters now number nearly eight million and account for 43 percent of all registered voters in the state.

The increasing use California voters make of voting by mail has brought with it a significant increase in the number of VBM ballots that go uncounted. Given the likelihood that widespread use of vote-by-mail ballots will continue in California, it is essential to review the process as it currently operates and determine ways to maximize balloting success and reduce disenfranchisement. Enacting legislative and administrative changes, as well as improving voter education, can help reduce VBM balloting problems and, thus, the number of VBM votes that go uncounted.

To better understand how California's vote-by-mail process is working and to identify ways it can be improved to increase the mail ballot success rate, the California Voter Foundation (CVF) undertook a year-long study of three California counties and their vote-by-mail programs. The three chosen – Orange, Sacramento and Santa Cruz – are of varying sizes but all share a desire to improve their programs and maximize voter participation.

On average, across four elections studied (2008, 2010 and 2012 General and 2012 Primary elections) in Orange, Sacramento and Santa Cruz counties, 99.2 percent of vote-by-mail (VBM) ballots cast were counted, while 0.8 percent went uncounted.

Compared to other states, California's uncounted VBM ballot rate is among the highest. According to the Pew Center on the States' Election Performance Index (which measures vote-by-mail success rates based on all ballots cast), uncounted VBM ballots comprised 0.7 percent of all ballots cast in California's 2010 general election and 1 percent in 2008.

The state's performance in this area improved in 2012, when Pew reported a 0.5 percent uncounted VBM rate for California, but that was still considerably higher than most other states.

On the face of it, the fact that one half of one per cent of all ballots cast go uncounted may appear insignificant. But it matters greatly to those voters whose votes are not counted and, given the size of California's total electorate, the uncounted ballot rate translates into tens of thousands of uncounted ballots and hundreds of thousands of lost votes in a statewide election. It also matters in close elections where the winning side is determined by extremely narrow margins of victory.

CVF's study looks closely at the way these average statistics break down in the three counties studied and establishes that among the ballots that go uncounted:

- Late-arriving ballots comprise 61 percent of the uncounted ballots;
- Ballots lacking a signature make up 20 percent of the uncounted ballots; and
- Ballots sent in envelopes with a signature that did not adequately compare to the one on file comprise 18 percent of the uncounted ballots.

These three reasons – late, no signature, or bad signature - account for 99 percent of the uncounted ballots in CVF's three-county, four-election study.

Among the study's other key findings:

- Vote-by-mail programs are receiving no funding from the state, which places them at risk of becoming an optional service for counties to provide. Although no county has stopped offering vote-by-mail options to voters, under current California law every county is entitled to do so. If even one county were to suspend its vote-by-mail program due to lack of funding it would result in serious consequences, such as election results being called into question due to unequal voter access to vote-by-mail opportunities.
- A significant percentage of VBM voters choose to return their ballots in person, either at a polling place, their county election office or a designated ballot dropoff site, rather than send them through the mail. Across the three counties in November 2012, nearly one in three vote-by-mail voters actually returned their ballots in person.
- Two of the three counties studied utilize off-site ballot dropoff sites, such as libraries and city halls; however, current California law does not authorize this option.
- Vote-by-mail envelopes come in a variety of colors, sizes and styles, which may contribute to voter confusion and postal delivery delays.
- Voters who reside in all-mail ballot precincts are provided postage-paid envelopes for returning their ballots but would likely be better off paying their own postage, because the postage-paid accounts used by counties takes extra time for the post office to process, and slow down ballot delivery.
- Existing statewide guidelines for signature verification are insufficient and do not currently instruct counties how to address challenged ballots.
- Postage rates are inconsistent from post office to post office and even from scale to scale within the same post office, making it difficult for election officials and voter educators to correctly instruct voters how much postage is actually needed on a return ballot to ensure its timely delivery.
- Lookup tools available online to help voters determine the status of their vote-by-mail ballots were available in all three counties but provided inconsistent services and messages that could confuse voters.
- It is likely that the recent rise in the use of provisional ballots can be attributed to the increase in vote-by-mail voters. Many Californians move without updating their voter registration address; if they are registered as a permanent VBM voter and their ballot gets sent to their old address, they can still cast a provisional ballot at their polling place on Election Day if they moved within the same county. Voters who lose or spoil their VBM ballots may also cast provisional ballots. In November 2012, four in ten provisional ballots cast in Santa Cruz County and nearly six in ten cast in Orange County were cast by vote-by-mail voters.

The California Voter Foundation recommends the Legislature implement a number of changes to improve the vote-by-mail process, including:

- Change California law to allow ballots postmarked by Election Day to be counted;
- Require counties to notify voters when their ballots go uncounted;
- Require counties and the Secretary of State to report the number of uncounted VBM ballots each election and why they were not counted;
- Provide the funding counties need to support vote-by-mail programs;
- Enact a comprehensive framework for early voting; and
- Allow voters to return VBM ballots to any election office or polling place in the state.

Among the recommendations for election administrators:

- Expand statewide standards for signature verification;
- Use barcodes to track vote-by-mail ballots;
- Expand and improve public access to online voter lookup tools;
- Work with voter advocacy groups to develop a statewide public relations campaign to help voters avoid common balloting mistakes; and
- Develop a campaign to educate postal workers about the importance of sending election mail through.

The study also identifies topics that would benefit from additional attention and discussion, including: exploring alternative postage approaches; examining and improving the DMV's signature gathering process; standardizing the vote-by-mail return envelope statewide; regulating automated signature verification technology; and developing more robust and uniform statewide standards for third-party return of vote-by-mail ballots.

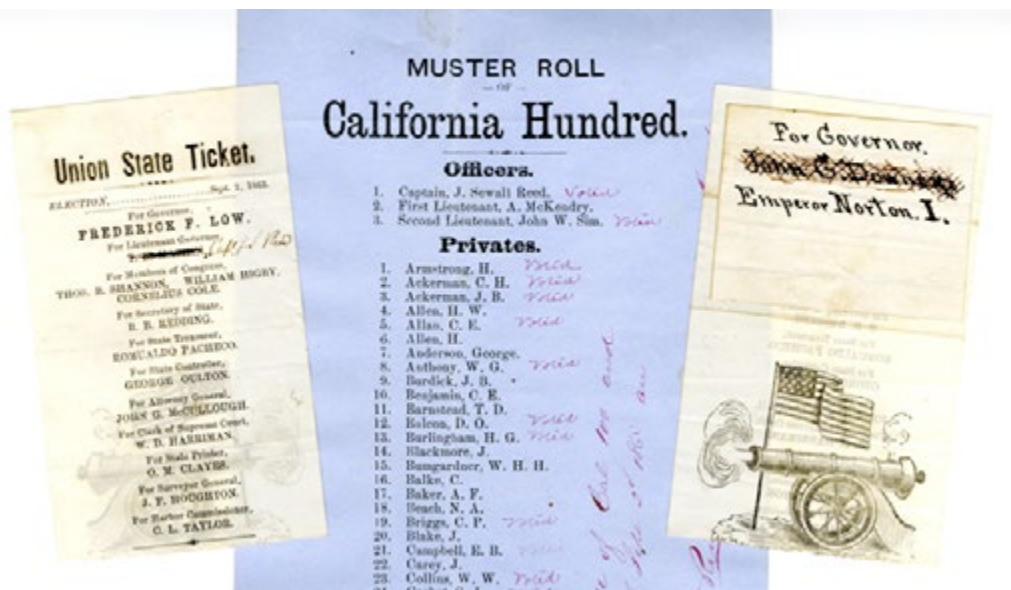
II. Introduction

1. California vote-by-mail history

Originally introduced in the 1860s as a way to give California Civil War soldiers the ability to participate in elections, voting by mail was a restricted option in California up until 1979, when a new state law took effect allowing “no excuse” absentee voting.¹ This meant voters could choose to vote by mail if they wished and no longer needed a reason such as illness or plans to be out of town.

In 2002, California law changed again to permit Californians to become permanent vote-by-mail (VBM) voters, allowing all Californians to exercise this option in every election without needing an excuse or having to request a VBM ballot for each election.² Another law passed in 2007 renamed “absentee voting” to “vote by mail”.³

In the twelve years since enactment of the permanent vote-by-mail law, California's vote-by-mail rate has steadily increased, topping 50 percent in November 2012, which marked the first time a majority of voters cast VBM ballots in a statewide general election. The ranks of permanent VBM voters have also swelled and now account for 43 percent of all registered voters, totaling nearly eight million California voters.⁴



Images of California Civil War soldiers' absentee ballots and a portion of the muster roll identifying which soldiers had cast absentee ballots. Image collage provided courtesy of the California State Archives.

- 1 “California's First Absentee Ballots”, by Sebastian Nelson, Archivist, published in California Originals, a quarterly newsletter of the California State Archives, Spring 2013, online at <http://www.sos.ca.gov/archives/about-the-archives/pdf/vol-1-no-3.pdf>. Image of California Civil War soldiers' ballots, September 2, 1863 and the top third of a muster roll of the Second Massachusetts Calvary provided by the California State Archives' Election Papers collection and used with permission.
- 2 Assembly Bill 1520 of 2001, authored by then-Assembly Member Kevin Shelley (D-San Francisco).
- 3 See reference in footnote 1.
- 4 <http://www.sos.ca.gov/elections/vote-by-mail/pvmb-voter-survey-1992-2012.xls>

2. About this study

With the rise of vote-by-mail voters has also come an increase in the number of VBM ballots that go uncounted, due primarily to arriving too late, a lack of signature or the signature provided not comparing adequately to the one on file. The permanent nature of VBM voters also conflicts with the mobile nature of Californians generally; people who live in California move around frequently, creating registration and administrative challenges for voters and election officials alike.

To better understand how California's vote-by-mail process is working and to identify ways it can be improved to increase the VBM ballot success rate, the California Voter Foundation undertook a year-long study of three California counties and their VBM programs. The three chosen – Orange, Sacramento and Santa Cruz – are of varying sizes but all share a desire to improve their programs and maximize voter participation.

In conducting this study, CVF sought answers to the following questions:

- Of all the VBM ballots received in recent elections, how many were not counted and why?
- What are the main reasons VBM ballots go uncounted?
- What are the procedures for adding and removing voters to and from the permanent VBM voters list?
- What is the budget for the VBM program and what costs, if any, are reimbursed by the state?
- What is the VBM program portion of the overall county election budget?
- What is the county's relationship with the local post office?
- What are the postage costs for voters and for county election offices and what is the impact of insufficient postage?
- What are the various ways/opportunities provided to VBM voters to return their ballots and what is the use rate of these methods?
- What is the effectiveness and use of online lookup tools that allow voters to check the status of a VBM ballot and the costs/benefits of providing such tools?
- What are the methods used for processing and verifying VBM ballots and what is the impact of manual vs. automated verification processes including cost, staff time and resource needs?
- Do the signature verification procedures provide an opportunity for counties to contact voters to correct their ballots prior to the election in order to be counted?
- What outreach efforts are made to voters whose VBM ballots do not get counted and what is the outcome of these efforts?

Through surveys, site visits, and interviews, and by gathering extensive data from each county, CVF was able to identify a number of areas where the vote-by-mail process appears to be working effectively in the three counties studied as well as areas in need of attention.

Given the widespread use of vote-by-mail ballots, it is essential to review the process as it is currently operating and determine ways to maximize balloting success and reduce disenfranchisement. Enacting legislative and administrative changes as well as improving voter education can help reduce VBM balloting problems and increase voter turnout. To that end, the study concludes with a number of recommendations lawmakers and election officials could implement to improve California's vote-by-mail process, as well as topics worthy of additional study.

3. Background: Who are vote-by-mail voters?

California voters have a number of choices when it comes to casting their ballots: they can vote at their local polling place; they can vote early at their county election office; or they can cast a vote-by-mail ballot and return it either through the mail or in person to any polling place in their county on Election Day. Voters in California become vote-by-mail (VBM) voters for a number of reasons, usually by choice but also sometimes because circumstances beyond their control force them to cast ballots through the mail.

California law allows any eligible voter to request a one-time VBM ballot, an option voters take advantage of when they know they will be out of town on Election Day, are too busy to get to the polls, or otherwise wish to cast their ballots by mail in a particular

A recent study found significant racial, ethnic, political, regional and age disparities among California polling place and VBM voters.

election. California voters also have the right to request permanent VBM status. Permanent VBM voters automatically receive a VBM ballot for each election, unless they do not vote in four consecutive statewide elections, in which case they are removed from the permanent VBM list (but not from the voter registration rolls).

Sometimes voters have no choice but to be a VBM voter. County election officials have the power to designate precincts in which 250 or fewer voters reside as mail ballot precincts in which no polling places are set up and all voters residing in that precinct must cast vote-by-mail ballots. For example,

in the November 2012 election in Santa Cruz County, approximately 9 percent of the VBM ballots received by the county were cast by voters in mail ballot precincts. Additionally, two of California's most remote and least populated counties, Alpine and Sierra, are entirely mail ballot counties. Overseas citizens and those in the military stationed away from their home are also required by circumstance to vote by mail.

A study recently undertaken for the Future of California Elections (FOCE) project by the UC Davis California Civic Engagement Project (CCEP) found significant racial, ethnic, political, regional and age disparities among California polling place and VBM voters.⁵ Although California's statewide VBM voting rate rose to just above 50 percent in November 2012, in some counties the rate was much higher (Napa, for example, at almost 90 percent) or much lower (Los Angeles at 30 percent) than the overall statewide rate.

VBM voters on average are older than polling place voters, and in terms of political party affiliation are slightly more likely to be members of the Republican Party. While use of VBM balloting by Latino voters increased in 2012, the rate of VBM ballot use by Latino voters is still below average. Asian voters, on the other hand, cast ballots by mail at a higher than average rate.

As Mindy Romero, author of the FOCE/CCEP study notes, understanding the demographics of California's VBM voters is important because "outreach, education and services to VBM voters, or future VBM voters, need to be targeted to reflect the different group use rates."

⁵ <http://regionalchange.ucdavis.edu/ourwork/projects/ccep/ccep-issue-brief-one-disparities-in-californias-vote-by-mail-use-changing-demographic-composition-2002-2012>



4. The problem of uncounted vote-by-mail ballots

Increasingly, more Californians are choosing to cast a vote-by-mail ballot. Voters can sign up through the voter registration application, and can also now apply online to register to vote. But many of those voters move, and increasingly voter signature images on file with county election offices do not adequately compare to those on vote-by-mail ballots. Many voters fail to sign the VBM envelope, or ballots arrive too late to be counted. After every election, there are piles of vote-by-mail ballots in county election offices that cannot be counted primarily for these reasons. There are a few other reasons, but these three – missing signature, signature does not compare to the one on file, or the ballot arrived too late to be counted – account for almost all of the VBM ballots that went uncounted in CVF's three-county study.

CVF collected and analyzed uncounted ballot data in Santa Cruz, Sacramento and Orange counties over four statewide elections: the 2008, 2010 and 2012 statewide general elections and the 2012 primary election. CVF's research found that on average 99.2 percent of VBM ballots cast were counted, and 0.8% were not counted. Specifically:

- In Santa Cruz and Orange counties, 99.3 percent of VBM ballots cast were counted, and:
- In Sacramento County, 99 percent of VBM ballots cast were counted.

Reason Uncounted	Orange		Sacramento		Santa Cruz		3-county
	All elections*	Average	All elections	Average	All elections	Average	Average, all elections
Late	8,899	65%	4,752	48%	1,021	70%	61%
No signature	3,901	29%	1,627	17%	209	14%	20%
No sig compare	765	6%	3,317	34%	220	15%	18%
Other	84	1%	134	1%	16	1%	1%
County Totals							
Total VBM issued	2,853,265		1,380,628		285,127		4,519,020
Total received	1,858,517		937,157		209,455		3,005,129
Total received, not counted	13,649	0.7%	9,830	1.0%	1,466	0.7%	0.8%

* "All elections" includes November 2012, June 2012, November 2010, and November 2008.

Of the nearly 30,000 VBM ballots cast that were not counted, across the three counties on average:

- Ballots arriving too late comprised 61 percent of the uncounted ballots;
- Ballots lacking a signature accounted for 20 percent, and;
- Ballots with signatures that did not adequately compare to the one on file accounted for 18 percent.⁶

⁶ In order to ensure that the results in the largest county did not distort the overall findings, CVF used the counties' average percentages for each "uncounted" category to determine the overall averages for each category across the three counties. An overall percentage breakdown based on the actual number of ballots in each "uncounted" category is also provided.

Each counties' uncounted vote-by-mail rate was determined by dividing the number of uncounted ballots by the total number of VBM ballots received (including those received and counted, and those received and uncounted) to arrive at a percentage reflecting how many VBM ballots were not counted of all VBM ballots received. The Pew Center on the States takes a different approach, dividing the number of VBM ballots that went uncounted by the number of *all* ballots cast in a state - VBM and polling place alike.

Compared to other states, California's VBM ballot rejection rate is among the highest, according to the Pew Center on the States' Election Performance Index.⁷ Unsuccessful VBM ballots comprised 0.7 percent of all ballots cast in California's 2010 general election and 1 percent in 2008. The state's performance in this area improved in 2012, when Pew reported a 0.5 percent California VBM rejection rate, but it is still considerably higher than most other states.

Compared to other states, California's VBM ballot rejection rate is among the highest.

Comparing Pew's findings with actual turnout results, one can estimate that:

- In November 2008, approximately 137,000 California VBM ballots cast were not counted;
- In November 2010, approximately 72,000 VBM ballots were not counted, and;
- In November 2012, approximately 66,000 VBM ballots were not counted.

Uncounted Ballots in Four Statewide Elections

	Santa Cruz	Sacramento	Orange	Total	Percent	3-county Average
VBM uncounted:						
Late	1,021	4,752	8,899	14,672	59%	61%
No signature	209	1,627	3,901	5,737	23%	20%
No sig compare	220	3,317	765	4,302	17%	18%
Other	16	134	84	234	1%	1%
Total	1,466	9,830	13,649	24,945		
Total Ballots Cast	406,441	1,729,991	3,625,935	5,355,926	0.47%	
% Total Ballots uncounted	0.4	0.6	0.4			

In CVF's three-county analysis, uncounted VBM ballots accounted for 0.47 percent of all the ballots cast in all three counties across the four elections studied:

One of the most significant reasons VBM ballots go uncounted is late arrival. Under current California law, VBM ballots must be **received** by the close of polls on Election Day in order to be counted; unlike a tax return, Election Day postmarks don't count. Research

⁷ <http://www.pewstates.org/epi>.

conducted for this report, along with research published by the Public Policy Institute of California (PPIC)⁸, shows that while the number of late ballots is low relative to the total number of VBM ballots cast, late return is either a major reason or the number one reason VBM ballots are not counted in many California counties and was the number one reason for uncounted ballots in all three counties CVF studied.

A bill pending in the California Legislature, Senate Bill 29, would change California law to allow ballots postmarked by Election Day and received within three days of Election Day to be counted.⁹ PPIC's study shows that the overwhelming majority of ballots returned late were received by election offices within three days of Election Day. It is likely enactment of SB 29 would result in a significant decrease in the number of uncounted VBM ballots.

8 "Expanding California's Electorate: Will Recent Reforms Increase Turnout?", by Eric McGhee, Public Policy Institute of California, January 2014, online at http://www.ppic.org/content/pubs/report/R_114EMR.pdf.

9 Senate Bill 29 is authored by State Senator Lou Correa (D-Santa Ana).



III. County Profiles

1. Santa Cruz County

Santa Cruz County is home to nearly 200,000 eligible California voters and 140,000 registered voters.

Relative to other California counties, Santa Cruz is a small county, with about half the number of eligible voters than the average California county.

Overview

- Number of precincts: 253
- Number of eligible voters: 183,698 (as of April 2014)
- Number of registered voters: 140,180 (as of April 2014 - at time of Nov. 2012 election: 158,524)
- Votes cast Nov. 2012: 121,323
- Number cast by VBM Ballot: 64,186¹⁰
- Percentage cast by VBM ballot: 53%

Santa Cruz has historically used a manual system for processing and verifying VBM ballots, but acquired and implemented a new, automated system for sorting and signature verification for the 2014 election cycle. The system, provided by Runbeck Election Services, supports Santa Cruz's current VBM envelope design, which features a signature secrecy tab that hides the voter's signature until the tab is pulled.



Santa Cruz County's elections office is located in the county government building at 701 Main Street in Santa Cruz.



A ballot drop box is located outside the county government building and can easily be accessed by foot or car.

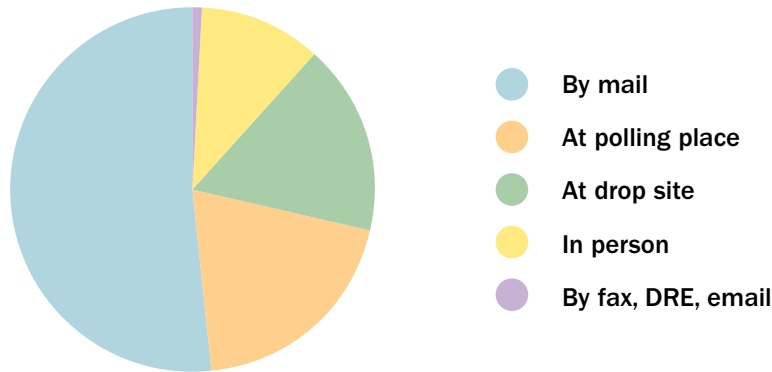
Ballot Return Method

In Santa Cruz, nearly half the November 2012 vote-by-mail voters took a personal approach to ballot return, dropping their ballots in person at a polling place, the

Registrar's office, or a designated drop site rather than putting them in the mail.

A slight majority of Santa Cruz County VBM voters returned their ballots by mail (52%) in November 2012, while 20% dropped them off at the polls on Election Day, and 17% delivered them to an official drop site. About one in ten VBM voters dropped their ballots in person at the county office.

¹⁰ The number of VBM ballots reported as returned (64,186) is slightly lower than the official number of VBM counted (64,372) in the Secretary of State's certified results because the VBM report of returns does not include the county's confidential voters nor does it include the provisional votes cast by VBM voters. These votes are included in the vote-by-mail vote tally in the county's certified statement of the vote.



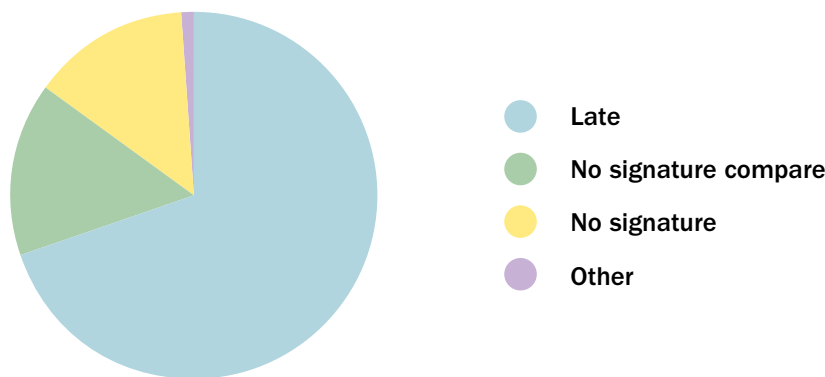
Vote-by-Mail Ballot Return Method, November 2012

Uncounted VBM Ballots

Of all the VBM ballots that were received in the November 2012 election, 385 (0.6%) were not counted.

An analysis of Santa Cruz County's unsuccessful VBM ballots received in November 2012, June 2012, November 2010 and November 2008 show that, on average, unsuccessful VBM ballots comprise 0.7 percent of all VBM ballots cast in Santa Cruz County.

The top three reasons why Santa Cruz County VBM ballots do not get counted are: they are received too late to count (70%); the signature on the envelope does not compare to the signature on file (15%); and there is no signature on the VBM envelope (14%). These three reasons account for 99 percent of the unsuccessful VBM ballots in Santa Cruz County.



Reasons for Uncounted VBM Ballots in Santa Cruz County

Being a small county means Santa Cruz is able to have a more personal relationship with its voters, providing a level of one-on-one service that larger counties simply cannot provide due to the sheer numbers of voters they serve. The Registrar of Voters office goes to great lengths to accommodate VBM voters and make sure their votes are cast properly, even going so far as to re-deliver mistakenly unsigned ballot envelopes to a voter's home or workplace if need be. In CVF's three-county study, Santa Cruz was the only one that contacted voters prior to the election if their VBM envelope signature did not match the one on file. The county's outreach efforts contribute to its relatively low rate of uncounted VBM ballots due to missing and mismatched signatures compared to the other two counties studied.

Late ballots comprised a far higher percentage of the uncounted ballots in Santa Cruz County compared to the other two counties in CVF's study. This may be due to the fact that Santa Cruz County mail is sent to Santa Clara County for processing before returning back to Santa Cruz.

In the June, 2014 Primary election, the county received an astonishingly high number of late ballots delivered by the U.S. Post Office at 10 a.m. on Wednesday, June 4, the day after the election. Three mail trays containing 573 ballots were delivered one day after the election, too late to count. The number of late ballots delivered that day alone was more than double the 232 late ballots Santa Cruz received following the November 2012 election, when turnout was much higher.



Trays of voted ballots delivered from the post office arrive one day too late to count in June 2014.

The late ballots arrived despite the fact that county election staff traveled to San Jose the night of the election to retrieve any ballots before polls closed at 8 p.m. (the county reported retrieving approximately 123 ballots at that time). The late ballots comprised a significant percentage of all ballots cast and had they been counted the votes would likely have impacted the outcome of some local contests.

One challenge Santa Cruz struggles with perhaps more than other counties is problems stemming from the mobility of student voters, in this case students attending UC Santa Cruz, Cabrillo College, and other schools in the county. These students move more often than other voting populations, causing large numbers of the ballots to be returned to the Registrar's office as undeliverable. Such ballots are then marked in the system as undeliverable, the voter is inactivated, and additional correspondence is required to determine the voter's correct address and eligibility. This puts additional pressure on the agency and its relatively small number of staff members at the height of the election.

Student VBM voters also make up the overwhelming majority of VBM ballots that are dropped at polls for the wrong county, creating extra work for the Registrar's office, which does its best to get these ballots to the correct county election office. Although such ballots cannot be counted under current law, delivering them to the proper county makes it more likely they will be recorded as uncounted.

About the County Clerk



Gail Pellerin has served Santa Cruz County voters for the last twenty years, first as Elections Manager for the County and then as County Clerk, a position she was appointed to in July 2004. Pellerin was subsequently elected to the position in 2006 and has served continuously as County Clerk since that time. Pellerin previously served as president of the California Association of Clerks and Elections Officials, and on the Secretary of State's Voting Accessibility Advisory Committee.

2. Sacramento County

Sacramento County is home to just under one million eligible voters, approximately 700,000 of whom are registered to vote. While it is the eighth most populous California county, Sacramento is still only one-sixth the size of the largest county, Los Angeles, and half the size of San Diego County, the second largest county in the state. Thus it is reflective of a “medium-size” California county.



The Sacramento County Registrar of Voters' office is located at 7000 65th Street in the southern portion of the City of Sacramento.

Overview

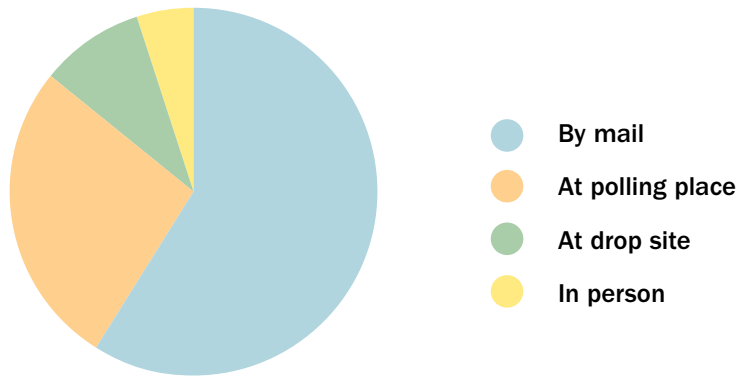
- Number of precincts: 1,106
- Number of eligible voters: 959,034 (as of April 2014)
- Number of registered voters: 683,811 (as of April 2014 - at time of Nov. 2012 election: 698,899)
- Votes cast Nov. 2012: 522,045
- Number cast by VBM ballot: 302,036 ¹¹
- Percentage cast by VBM ballot: 58%

Sacramento uses the DFM election management system, and Pitney Bowes' ballot processing equipment to sort ballots and capture images of ballot envelope signatures, which are then manually compared to the ones on file. To verify a VBM envelope signature, an election worker pulls up the digital image of the signature on the envelope on a computer screen and compares it side-by-side with a digital image of the voter's registration signature. The county has considered moving to a fully automated system that would utilize software rather than election staff to compare signatures (supervisors would still look at questionable ones), but reports that the cost of acquiring this technology is prohibitive.

Ballot Return Method

The majority of Sacramento County's VBM voters cast their ballots through the mail (59%), and another large group drops off their VBM ballots at the polling place on Election Day (27%). The remaining VBM voters either return their ballots to an official drop location (9%) or cast them in person at the county office (5%).

¹¹ This number was reported to CVF by the county and is slightly lower than the official number in the Secretary of State's certified results, 306,024, since that figure includes early voting ballots as well as ballots cast through the vote-by-mail system.



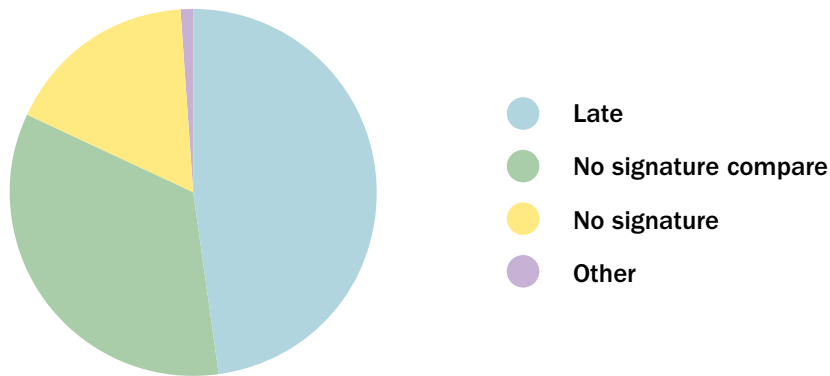
Vote-by-Mail Ballot Return Method. November 2012

Uncounted Vote-by-Mail Ballots

Of all the VBM ballots that were received in the November 2012 General Election, 2,797 (0.9%) were not counted.

An analysis of Sacramento County's unsuccessful VBM ballots received in November 2012, June 2012, November 2010 and November 2008 show that, on average, unsuccessful VBM ballots comprise 1 percent of all VBM ballots cast in Sacramento County.

The top three reasons why some Sacramento County VBM ballots do not get counted are: they are received too late to count (48%); the signature on the envelope does not compare to the signature on file (34%); or there is no signature on the VBM envelope (17%). These three reasons account for 99 percent of the unsuccessful VBM ballots in Sacramento County.



Reasons for Uncounted VBM Ballots in Santa Cruz County

The number of uncounted VBM ballots in November 2012 does not include an additional 407 VBM ballots that were dropped at a polling place on Election Day but were stored improperly by pollworkers in a red supply bag that was placed on a storage rack. The misplaced ballots were discovered three months after the election, well after the results had been certified. The county's staff analyzed the uncounted ballots and verified that, had they been counted, the votes cast would not have impacted the outcome of any of

the close contests. The problem was attributed to a lack of adequate VBM ballot storage supplies provided to that particular polling place; the supply was inadequate due in part to the rising popularity of VBM ballot Election Day polling place dropoffs.

Following this incident, Sacramento instituted new procedures that will require all polling place materials to be opened and checked after the election. It is also conducting additional training of polling place “rovers” to provide assistance when supplies run low. The county reports it has also improved the labeling and signage of polling place VBM storage materials.

Sacramento County staff routinely contact VBM voters who fail to sign their ballot ID envelopes, helping to significantly reduce the potential number of uncounted ballots. For example, in November 2012, the county contacted 357 VBM voters who did not sign the VBM envelope; of those, 127 succeeded in correcting their error and providing a signature. In June 2012, 355 voters were contacted and 225 provided signatures. In November 2010, 485 voters were contacted and 270 provided signatures. It is possible some of the voters who were contacted and still did not provide signatures opted to instead vote a provisional ballot.

Ballot on Demand

Sacramento was the first county in the state to receive approval from the Secretary of State to implement ballot-on-demand. Sacramento acquired a ballot printing machine from a certified vendor and can now produce ballots in-house for voters who arrive in person and want to vote at the counter. The county utilizes the vote-by-mail ID envelope and verification system for processing ballot-on-demand ballots. The ballot-on-demand system also makes it easy for Sacramento to replace VBM ballots that are lost or mismarked.

About the Registrar



Jill LaVine has served Sacramento County voters for 26 years, the last ten of which she has worked as the Registrar of Voters. In that position, she is responsible for the operation of the Division of Voter Registration and Elections.

LaVine fills multiple roles in the California Association of Clerks and Election Officials (CACEO) and serves as a member of the Election Center, a national organization for election officials.

As part of her work with the Election Center, LaVine chairs the Postal Task Force, which works with the U.S. Post Office to create and update various resources designed for election officials.

3. Orange County

Orange County is home to nearly two million eligible California voters and 1.4 million registered voters, making it the third most populous county in California, after Los Angeles and San Diego. It is representative of a “large-size” California county.

Overview

- Number of precincts: 1,977
- Number of eligible voters: 1,947,704 (as of April 2014)
- Number of registered voters: 1,399,897 (as of April 2014 - at time of Nov. 2012 election: 1,683,001)
- Votes cast Nov. 2012: 1,133,204
- Number of votes cast by VBM ballot: 573,657¹²
- Percentage cast by VBM ballot: 51%



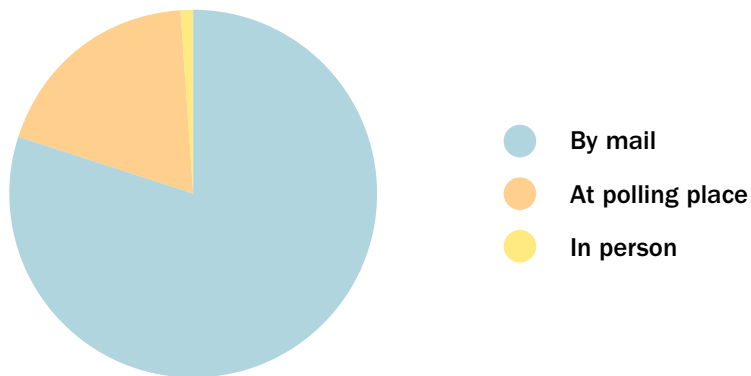
The Orange County Registrar of Voters' office is located at 1300 South Grand, Building C in an industrial area of Santa Ana.

Orange uses the DFM election management system and Pitney Bowes' ballot processing equipment. While much of the comings and goings of Orange's VBM ballots are automated, the signature verification process itself is not. This is because the county's registrar of voters, Neal Kelley, has found manual verification to be more efficient. Kelley has made automation a priority since he became registrar in 2006. His innovations have included a move to set up a post office within his own office to facilitate faster VBM balloting.

Ballot Return Method

Most Orange County VBM voters return their VBM ballots through the US Postal Service (80%), however nearly 20 percent opted to return their VBM ballots at a polling place in the November 2012 election. While this was the smallest percentage among the three counties studied, it still represents a significant portion of the VBM voters. Another possible reason why this number is lower compared to the other two counties studied is because Orange County does not offer ballot drop-off sites other than its office and county polling places (though in large turnout elections the county does set up early voting locations, mostly at city halls, utilizing its electronic voting machines).

¹² This number was reported to CVF by the county and is slightly lower than the official number in the Secretary of State's certified results, 581,186, since that figure includes early voting ballots cast on electronic voting machines and not through the vote-by-mail system.



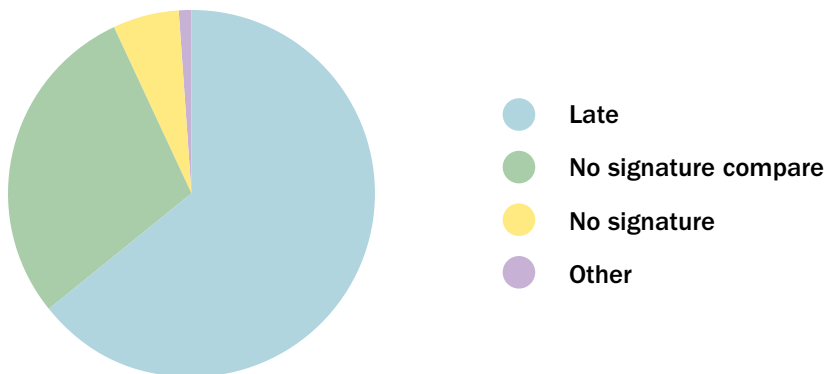
Vote-by-Mail Ballot Return Method. November 2012

Uncounted VBM Ballots

Of all the VBM ballots that were received in the November 2012 statewide election, 3,362 (0.6%) were not counted.

An analysis of Orange County's unsuccessful VBM ballots received in November 2012, June 2012, November 2010 and November 2008 show that, on average, unsuccessful VBM ballots comprise 0.7 percent of all VBM ballots cast in Orange County.

The top three reasons why Orange County VBM ballots do not get counted are: they are received too late to count (65%); there is no signature on the VBM envelope (29%); and the signature on the envelope does not compare to the signature on file (6%). These three reasons account for 99 percent of the unsuccessful VBM ballots in Orange County.



Reasons for Uncounted VBM Ballots in Santa Cruz County

County Innovations

Orange County is ahead of the curve when it comes to tracking election mail, and uses a software product called "Track My Mail" to provide voters with a level of detail about the movement of their VBM ballots through the US Postal Service system that is currently unavailable to voters in most other counties. For example, the county can tell a voter exactly when his mail carrier took possession of his ballot from the sorting facility, and can even produce a digital image of the voter's ballot.

The Orange County Registrar of Voters office has a state-of-the-art website (at ocvote.com) that serves not only voters, but also polling place workers, candidates, the news media and others interested in elections in the county. The site features an all-in-one voter lookup tool that includes vote-by-mail status, the dates a VBM ballot was issued and received, whether it was accepted or not, as well as live chat support during business hours, a variety of community outreach and engagement materials, and even a short documentary film about the elections process in the county.

Orange County has developed and maintains a Mobile Voting Unit to increase engagement with voters in the county, complete with large trucks and vehicles wrapped with full-sized, eye-catching graphics that encourage participation in the elections process. During a typical election year, the Registrar's office uses the Mobile Voting Unit to conduct about 40 voter outreach events. The truck houses an early voting station and educational displays, and also functions as a backdrop and support for lighting at music-related events focused on college-age voters.

Orange County recently undertook a plain language review of the instructions sent to VBM voters with their ballots, and made a number of changes to improve readability and simplify the material with voters in mind. For example, where the instructions used to include the phrase "Ensure the secrecy of your ballot", they now advise voters to simply "Keep it private". The focus of the instructions has changed from telling voters what not to do, to telling them what they should do. For example, instead of "DO NOT fill in this box unless you vote for a qualified write-in candidate", the instructions now say, "Leave this box empty, unless you want to vote for a qualified write-in candidate."



Orange County's Mobile Voting Unit, or MVU, is stored inside a warehouse on the same premises as the county election office.

About the Registrar



Neal Kelley has served as Orange County Registrar of Voters since being appointed to the position in April 2006, and prior to that served for two years as Chief Deputy Registrar of Voters. The county benefits from Kelley's professional background in business administration and corporate development. A strong customer service orientation and experience with volume production contribute to his success in serving Orange County's 1.6 million voters.

IV. Findings

1. How does a voter get on or off the permanent VBM list?

State law allows voters to become permanent VBM voters if they wish, a choice that can be made by: completing a voter registration form and checking the “Permanent Vote-by-Mail voter” box; completing a VBM application included in the county sample ballot; completing, printing, signing and mailing a print or online VBM application from the county or the Secretary of State; or, requesting permanent VBM status via written correspondence with the county. None of the three counties whose practices were examined do any special recruitment of permanent VBM voters outside of providing information about the option in routine mailings and on the counties’ election websites.

The screenshot shows the Orange County Registrar of Voters website. The main heading is "ORANGE COUNTY REGISTRAR OF VOTERS". Below the heading is a navigation menu with links: Registration, Voting, Results, Data, Media, Community, Volunteer, and About. The breadcrumb trail reads: Home > Voting > Vote-by-Mail Voting > Cancel Permanent Vote-by-Mail Status. On the left is a "Voting Links" sidebar with various options. The main content area is titled "Cancel Permanent Vote-by-Mail Status" and contains the following text: "To cancel your permanent vote-by-mail status, simply complete the following form, then print and return it to our office using the instructions provided on the printed form." Below this text are five input fields: "Full name:", "Date of birth:", "Residential address:", "City:", and "Zip Code:". There is also an optional field for "Reason for cancelling (optional):". A "Submit" button is located at the bottom left of the form area.

Screen shot of Orange County's online form voters can use to remove themselves from the permanent vote-by-mail list.

In all counties, voters on the permanent VBM list who do not vote after four consecutive statewide general elections are by law removed from the permanent VBM list.¹³ Because the law is silent on the issue of how voters can *voluntarily* remove themselves from the permanent VBM list, various methods exist depending on the county. Sacramento County, for example, does not have a form for requesting removal from the permanent VBM list, and its website does not address the issue of how to remove oneself from the list. In Sacramento, voters typically contact the elections office by phone to start the process of removal from the permanent VBM list. In Santa Cruz County, voters can remove themselves by sending a written request or, in some cases, by calling and providing

¹³ Election Code Section 3206 states: “A voter whose name appears on the permanent vote by mail voter list shall remain on the list and shall be mailed a vote by mail ballot for each election conducted within the precinct in which he or she is eligible to vote. If the voter fails to return an executed vote by mail ballot in four consecutive statewide general elections in accordance with Section 3017, the voter’s name shall be deleted from the list.” This code section was most recently amended in 2012 and took effect January 1, 2013.

information over the phone. Neither county requires a voter's signature to remove him or herself from the permanent VBM list.

Orange County has a form specifically for this purpose, which it makes available to voters through the mail, at the election office or online. Applicants using the online form fill out

Voters on the permanent VBM list who do not vote after four consecutive statewide general elections are by law removed from the permanent VBM list.

several fields and then, after hitting "submit" those fields pre-populate a form letter addressed to the Registrar of Voters including a required signature field. The county also accepts written requests without the form submitted via mail, fax or in person. Because of the easily accessible information on its website and form designed specifically for this purpose, Orange County's practices are an excellent model for other counties wishing to provide clearer direction to its voters on this topic.

State law regarding removal of permanent VBM voters from the VBM list has changed several times in recent years, making it somewhat challenging for election officials to keep their notices to voters current and up-

to-date. CVF's study of the three counties as well as a handful of others examined found inconsistencies in messaging to voters on this issue, with some counties stating voters would be removed from the permanent VBM list after failing to vote in two consecutive statewide elections and others correctly stating the law as four statewide elections.

2. Permanent vs. one-time vote-by-mail voters

Data collected for this study reveal that in the three counties studied, turnout of permanent vote-by-mail voters is consistently lower in every election than that of one-time vote-by-mail voters, ranging anywhere from 2 percent to 35 percent lower depending on the particular county and election.

In two counties – Orange and Sacramento – the smallest difference between turnout of permanent and one-time VBM voters came in the November 2008 presidential election (which was a high turnout election). In Sacramento County the difference between turnout of permanent and one-time VBM voters in that election was 6.6 percent, and in Orange County it was 9.6 percent. Santa Cruz County's smallest turnout gap between permanent and one-time VBM voters came in the November 2012 election, when the difference was just 2.4 percent.

Many voters choose to sit on the sidelines during primary elections; regardless of their participation plans, however, all permanent VBM voters are issued ballots. A one-time VBM voter must proactively request a mail ballot just weeks before an election and thus is likely to be anticipating its arrival. By comparison, a permanent VBM voter who has not requested a ballot may be less aware that an election is approaching and therefore less likely to be keeping an eye out for an arriving ballot.

As a result, a low turnout rate of permanent VBM voters as compared to one-time VBM voters is especially pronounced in primary elections, when overall turnout is typically lower than in general elections. In all three counties, the biggest difference between turnout of permanent and one-time VBM voters showed up in the June 2012 primary.¹⁴ In that election, the gap between turnout of permanent and one-time VBM voters was 22.4 percent in Orange County, 25.6 percent in Sacramento, and 34.8 percent in Santa Cruz.

Orange					
VBM Turnout	2012 Nov.	2012 June	2010 Nov.	2008 Nov.	Average
Permanent VBM voters	71.3%	41.3%	67.9%	80.3%	65.2%
One-time VBM voters	85.9%	63.7%	81.8%	89.9%	80.3%
Difference	14.6%	22.4%	13.9%	9.6%	15.1%

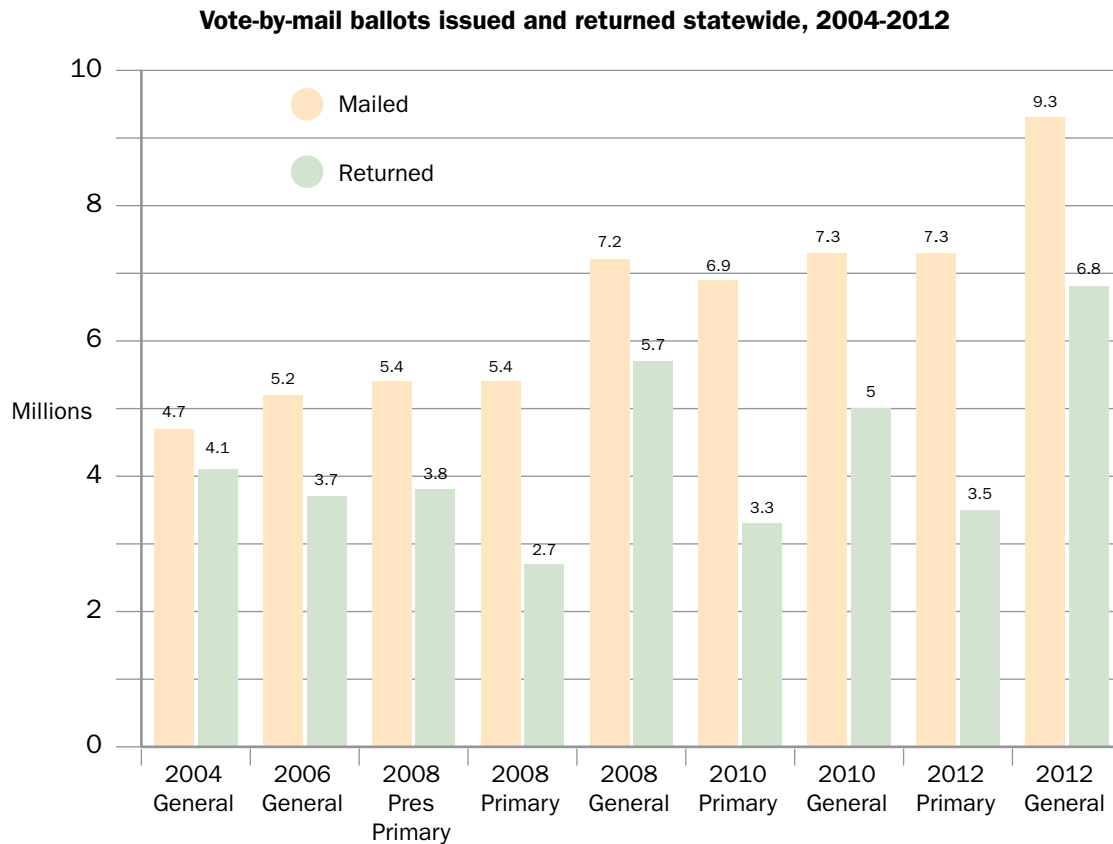
Sacramento					
VBM Turnout	2012 Nov.	2012 June	2010 Nov.	2008 Nov.	Average
Permanent VBM voters	74.3%	44.8%	67.8%	84.6%	67.9%
One-time VBM voters	81.0%	70.4%	81.0%	91.2%	80.9%
Difference	6.7%	25.6%	13.2%	6.6%	13.0%

Santa Cruz					
VBM Turnout	2012 Nov.	2012 June	2010 Nov.	2008 Nov.	Average
Permanent VBM voters	78.7%	52.2%	75.5%	84.4%	72.7%
One-time VBM voters	81.0%	87.0%	79.1%	88.9%	84.0%
Difference	2.4%	34.8%	3.6%	4.5%	11.3%

¹⁴ Data for this study was not collected for primary elections held in 2010 or 2008.

3. Issued vs. returned vote-by-mail ballots

One clear consequence of giving voters the right to become permanent vote-by-mail voters is that many people who do not intend to vote are still sent a ballot, resulting in higher costs for the counties and potential election security problems, with as many as several million VBM ballots failing to connect with voters each election.



The chart below shows how many VBM ballots were sent to voters by the three counties in June 2012 compared to how many were returned:

County	Issued	Returned	Percent
Orange	685,466	281,081	41
Sacramento	352,816	161,171	46
Santa Cruz	64,638	34,748	54

Because California law currently states that county election offices shall remove voters from the permanent VBM list only after they have failed to vote in four consecutive statewide general elections, an inactive voter will automatically receive mail ballots for all local and state elections for eight years before they are no longer sent a VBM ballot. While this provides convenience to the voters, it increases election expenses by automatically sending ballots out to people who may have no desire to vote in every election.

4. Vote-by-mail administrative costs

Each of the three counties reported their overall election costs for 2012 as well as the cost of their vote-by-mail operation. VBM costs typically include the production and mailing costs of VBM ballots, identification envelopes and instructions; equipment leasing and maintenance; staff time and oversight required to process ballots and assist voters; handling of receipt of VBM ballots at polling places; and processing, verification and counting.

However, comparing these costs across counties can be difficult, primarily because categories of costs are not uniform across all counties. One county may have to pay to lease office space, for example, while another gets its space for free. One county's general fund may benefit from greater tourism or tax revenues than another, resulting in more funding opportunities for one county's election office compared to another's. Another difficulty in assessing election costs is that those costs can vary greatly from year to year depending on whether there is one election, several elections or no elections.

Below is a summary of what each county reported spending on its vote-by-mail program in November 2012 and its overall election budget for the same year:

- Orange: VBM costs: \$429,295 / Election budget: \$5,364,484
- Sacramento: VBM costs: \$921,324 / Election budget: \$6,112,847
- Santa Cruz: VBM cost: \$140,000 / Election budget: \$2,488,371

It is noteworthy that while Orange is home to almost twice as many VBM voters as Sacramento, its VBM costs and budget are smaller. This is likely due to the fact that Orange, as a larger county, has greater access to capital that has allowed the county to make large-scale equipment purchases and brought the production of its VBM materials in-house, thus eliminating the need to pay vendors for such services. The county also benefits from an enormous warehouse space that can house its election administration equipment and operations on-site.

Regardless of variations in program costs, Orange, Sacramento, Santa Cruz and all other California county election departments are entitled to reimbursement from the State of California for operating vote-by-mail programs, as required by the California Constitution.¹⁵ However, beginning with the 2011-2012 state budget, California Governor Jerry Brown and the State Legislature began withholding funding in the state budget to pay for state-mandated local programs, including programs enacted by the Legislature to expand opportunities to vote by mail. Below are the nine unfunded election program mandates, along with the estimated amount each item would cost if it were to be funded in the 2014-15 state budget:¹⁶

¹⁵ Article XIII B, Section 6 (a) of the California Constitution was adopted by California voters as Proposition 4 in 1979 and states: "Whenever the Legislature or any state agency mandates a new program or higher level of service on any local government, the State shall provide a subvention of funds to reimburse that local government for the costs of the program or increased level of service...". See <http://www.csm.ca.gov/constitution.shtml> for the full article.

¹⁶ The amounts featured do not necessarily represent the annual amount for each program. The amount owed to counties for each program varies based on when the mandate was approved for state funding and whether the state has paid counties in recent years for those programs or not. The list of unfunded election mandates was compiled from data featured in Senate Bill 852 (the 2014-15 budget bill, authored by Senator Mark Leno, D-San Francisco) and budget committee analyses.



1. Absentee Ballots (Ch. 78 of 1977) – \$49,422,000
2. Absentee Ballots – Tabulation by Precinct (Ch. 697 of 1999) – \$68,000
3. Brendon Maguire Act (Ch. 391 of 1988) – 0
4. Fifteen Day Close of Voter Registration (Ch. 899 of 2000) – 0
5. Modified Primary Election (Ch. 898 of 2000) – \$1,738,000
6. Permanent Absent Voters (Ch. 1422 of 1982) – 0
7. Permanent Absent Voters II (Ch. 922 of 2001) – \$6,560,000
8. Voter Identification Procedures (Ch. 260 of 2000) – \$7,553,000
9. Voter Registration Procedures (Ch. 704 of 1975) – \$2,481,000

As the list shows, vote-by-mail programs comprise the largest portion of the unfunded, state-mandated election programs. It is the official position of the State of California that when funding for state-mandated programs is withheld, counties have the option to suspend those programs if they wish. To date, no California county has stopped offering vote-by-mail options to its voters. The risk remains, however, that a county or several counties could suspend vote-by-mail services because they are not receiving state funds to support the state-enacted and state-mandated vote-by-mail programs.

Due to this risk, the state's nonpartisan Legislative Analyst's Office has recommended since 2013 that the election mandates funding be restored. In its analysis, the LAO wrote:

"The state has a significant interest in maintaining uniformity in its elections. Many of the state's elected officials serve districts that span multiple counties. Variation in election policies among those counties would result in voters in the same district having access to different voter programs. In a single state Senate district, for example, voters in one county might be allowed to vote absentee while voters with identical circumstances in an adjacent county may be denied an absentee ballot. Thus, suspending elections mandates could lead to inconsistencies in elections, voter confusion, and possibly lower turnout.

"Suspending elections mandates poses a significant risk to state elections. Specifically, the longer the state suspends these mandates and the more elections mandates the state chooses to suspend, the greater the risk that at least one county will decide not to perform the previously mandated activities. Accordingly, we recommend that the Legislature fund these mandates in the budget bill."¹⁷

While the amount needed in the current budget to restore the funding to pay for election programs is relatively small (\$100 million to cover current and recent years of suspended mandates) given the size of the entire state budget – \$156 billion – the amount is significant in the eyes of county election officials who are now providing programs with fewer resources. For Sacramento County, the amount no longer being reimbursed by the state represented about 10 percent of the county's entire 2012 annual election budget. Consequently, other services or conveniences may suffer, such as extending office hours to voters the weekend prior to the election or opening up early voting centers.

¹⁷ Legislative Analyst Office's analysis, "Reject Governor's Proposal to Suspend Elections Mandates", March 13, 2013, <http://www.lao.ca.gov/Recommendations/Details/723>.

5. Relationship with the U.S. Post Office

A key but frequently overlooked participant in the vote-by-mail process is the U.S. Postal Service, upon whom voters and election officials alike rely to facilitate most VBM transactions. The level of sophistication a county is able to bring to its mailing operation and relationship with the U.S. Post Office varies greatly depending on the size of the county election office's budget and staff. CVF's three-county study found that the largest county studied, Orange, had the capacity to bring many mailing house operations and functions in-house, while the other two counties studied, Sacramento and Santa Cruz, rely on outside vendors to produce and send out election mail.

One challenge that postal workers face in delivering election mail is that they receive contradictory messages. On the one hand, "revenue protection" is a key goal of the USPS that postal workers are reminded of frequently by their USPS supervisors and throughout their training: if a piece of mail doesn't have the full postage due on it, postal workers are tasked with collecting that revenue. On the other hand, when it comes to election mail, the official policy is to "send it through" even if the envelope is lacking any or sufficient postage.¹⁸ And while all three counties studied maintain accounts with their local post office to cover insufficient postage, many postal employees from other states or even countries are also responsible for handling election mail. These non-local employees are also responsible for upholding the "revenue protection" mandate and may be unaware that California counties will cover postage due costs.

Orange County

Orange County prepares its own sample ballots and VBM ballots for mailing, which in many counties is a task that gets outsourced. Because Orange does this itself, in the eyes of the post office it is considered a large mailer and therefore is able to take advantage of cost-saving options unavailable to counties with smaller mailing operations.

After undertaking an examination of the entire election mailing operation, including identifying slow points in the mailing and postal operation and researching how large mail contractors set up their operations, Orange County's Registrar of Voters Neal Kelley established what amounts to an in-house post office to handle the county's election mail.



Orange County's in-house mail processing equipment automatically labels envelopes and inserts ballots.

¹⁸ According to the Postal Operations Manual, section 171, absentee ballots "must not be detained or held for postage payment", referenced online at http://about.usps.com/postal-bulletin/2010/pb22296/html/info_007.htm.

Kelley rents necessary equipment that otherwise would be provided by the post office itself, including a large scale for weighing pallets of mail, and uses trucks the election office owns to deliver them to the regional postal facility. Election office staff facilitate automated addressing and preparation of all the mail and then work closely with postal employees who come to the election warehouse to handle paperwork that normally has to be dealt with at the post office's bulk mail counter. Postal employees oversee delivery of the ballots directly from the election warehouse to a regional distribution center.

In spite of the advantages provided by this unique arrangement, Orange County is not immune to hiccups involving the post office's processing of VBM ballots. For example, in a recent election there was an incident in which a number of military/overseas ballots being mailed out by the election office were returned to the county due to "insufficient postage", when no postage at all is required on military/overseas ballots (a fact that is noted on the front of the envelope itself.)

One issue of concern found in Sacramento County (which may exist in other counties as well) involves difficulties experienced by some voters in all vote-by-mail precincts.

In this case, the problem was traced to a particular individual who was handling the ballots incorrectly. While the post office was responsive and a manager assumed oversight of military mail for the rest of that election, it was still an egregious example of improper handling of election mail by the post office.

The post office is informed that the Registrar of Voters office will pay postage due when ballots have been returned by voters with insufficient postage, and it does normally forward such ballots to the county. This cooperation between the county and post office helps prevent disenfranchisement caused by delays in receiving ballots, and costs the Registrar's office only a small amount of money each election.

While Kelley notes that the election unit at national post office headquarters has been very responsive to concerns of election officials, he also believes a campaign to education all postal workers about the importance of sending election mail through to election offices is warranted.

Sacramento

Sacramento County maintains a close relationship with the main Sacramento post office and local post office branches, communicating throughout the year about election schedules and cooperating on Election Day night to make sure no ballots have been overlooked at the postal facilities.

Sacramento outsources the printing and mailing of sample ballot pamphlets and VBM ballots. Recently, the county has contracted with two different vendors for the two types of mailings. As is the case in Orange, Sacramento County covers the cost of postage due on any ballots that were mailed with insufficient postage, which is normally \$500 or less for statewide elections.

One issue of concern found in Sacramento County (which may exist in other counties as well) involves difficulties experienced by some voters in all vote-by-mail precincts. Those

voters' ballot return envelopes are postage paid, which could be considered an advantage to voters; however, it means the ballot must go through the business reply unit of the post office in order to be canceled against the county's business reply account. When only one person works in the business reply unit, mail can be delayed if that person is out of the office or if there is a surge of business reply mail from other sources, possibly disenfranchising a voter who waited until close to the election to return his or her ballot.

Taking a closer look at these ballots, CVF found that in Sacramento County in November 2012, a total of 6,618 ballots from voters in all-mail precincts were received and counted, while 227 ballots from mail precinct voters were rejected, resulting in a 3.3 percent uncounted rate, which is more than three times higher than the 0.9 percent uncounted rate for all vote-by-mail voters in that election. Ballots rejected in this group for arriving too late comprised 81 percent of all the uncounted ballots – nearly double the late ballot rejection rate countywide for the same election, which was 45 percent. Researchers concluded that while voters casting VBM ballots in all vote-by-mail precincts have the right to save the cost of postage, they might better ensure the timely delivery of their ballot by paying first class postage and avoiding potential business account processing delays.

Santa Cruz

US. Postal Service budget cuts and facility consolidation have taken a toll on Santa Cruz County and its VBM voters. The county's mail is processed in neighboring counties – either in San Jose, located in Santa Clara County, or Oakland, located in Alameda County. Out-of-county processing appears to cause more delays and more late ballots for Santa Cruz compared to the other two counties studied and may explain why this county's late ballot rate was the highest among the three counties studied.

However, Santa Cruz County's election office staff report a strong working relationship with their local post office's main branch, and they enter all election mail through that branch rather than through the main district office in San Jose.

Like Sacramento, they work with the post office in establishing the mailing schedule. Santa Cruz sends samples of VBM envelopes to post office area managers ahead of the election, in order to alert them to what the mail pieces look like and help prepare postal workers to handle important election mail in a timely manner.

In case there are problems with outgoing mail, Santa Cruz election staff photograph examples of the outbound sample ballot and VBM ballot packets, so they have a record of the barcode and can provide the post office with that information if they hear of delays from voters in receiving election mail.

This procedure came in handy when one of the county's own election staff members had a problem with delivery of her VBM ballot and used the photographs of the election mail bar codes to help solve it. In that case, her ballot and those of other voters in her neighborhood were mistakenly put in a cart labeled "hold" in the San Jose district office, in spite of being tagged as election mail. It took 18 days for the VBM ballot to get to her. This happened just eleven days prior to Election Day, and the staff member ended up hand-delivering replacement ballots to a number of voters. It took a considerable amount of staff time to determine the fate of the misplaced ballots, and the pictures of the bar codes were key to helping solve the mystery.

6. Postage Costs

For outgoing mail, each of the three counties studied takes full advantage of nonprofit bulk mailing rates offered by the U.S. Postal Service in order to achieve savings on mailing costs.

The cost to return a VBM ballot can vary dramatically. VBM ballots and envelopes vary in size and weight depending on the county's ballot style and the number of contests on a voter's ballot. Longer ballots weigh more and require extra postage.

All three counties have postal accounts to cover additional postage costs (though they don't advertise it). The "postage due" costs were relatively minimal in all counties, typically amounting to a few hundred dollars in a major election. While some have suggested providing postage-paid envelopes to all VBM voters (and not just those overseas or living in an all vote-by-mail precinct as current law provides), doing so can actually delay VBM ballot processing since postage paid mail is typically sent business class, not first class. In addition, the cost must be debited from the account holder before the mail piece can be delivered. Ensuring postage-paid mail is debited from the correct account adds extra time to ballot processing and can further delay the return of voted ballots.

The envelopes - all with the same exact material inside - end up weighing slightly different amounts depending on which post office meter is used and which postal worker is doing the weighing.

Santa Cruz has found that its VBM ID envelope (with a ballot inside) has in recent elections cost a voter anywhere from \$.46 to \$.61 to return to the county. The problem is that the sample envelopes – all with the same exact material inside – will end up weighing slightly different amounts depending on which post office meter is used and which postal worker is doing the weighing. The variation is likely due to lack of calibration or even weather conditions. The weight determines the amount of postage required, which Santa Cruz writes into the VBM instructions to voters.

To further study this problem, CVF took a June 2014 Sacramento County vote-by-mail envelope, with a ballot inside, to a neighborhood post office to have it weighed. The ballot and envelope reportedly weighed one ounce and would cost \$.49 to mail. After requesting it to be weighed by a different postal worker on a different scale in the same post office, it was found to weigh two ounces and would cost \$.71 to mail.

To prevent voters' ballots from being refused for insufficient postage due to this problem, the Santa Cruz election office instructs voters to pay the highest postage rate quoted by postal employees. The county also has an account to pay for any insufficient postage. Santa Cruz has found this solution works well most of the time, but in spite of the strong relationship and education of postal workers, a very small amount of election mail does sometimes still get returned to voters due to lack of postage.

Santa Cruz election officials note that confusion around the postage required on a VBM ballot is enhanced by the fact that for voters in all-mail-ballot precincts, postage is paid by the county, but for voters who choose to vote by mail, postage must be paid by the voter.

7. Timing of delivery of ballot materials

In a statewide election, a vote-by-mail voter receives three mailings from state and local agencies: the state Voter Information Guide (VIG), sent to all registered voters by the Secretary of State; the county sample ballot booklet, sent to all registered voters from their county election office; and the vote-by-mail ballot, envelope and instructions, also sent from the county office.

Ideally, voters would receive their information guide and sample ballot booklet prior to receiving their VBM ballot. Counties try to sequence their election mail so the sample ballot book, with information about many of the candidates and local measures on the ballot, is received by voters before VBM ballot materials are received. But the timing of these deliveries cannot always be controlled.

The sample ballot books are subject to court challenges, and if those occur can get placed “at the back of the line” with the county’s printing vendor.

As Sacramento Registrar Jill LaVine pointed out, the sample ballot books are subject to court challenges, and if those occur the county affected will get placed “at the back of the line” with their printing vendor, who is likely also printing election materials for other counties operating under the same deadline pressures. Sample ballot production and mailings can also be delayed by late receipt of candidate information from the Secretary of State’s Office or late receipt of translations.

In addition, different vendors may handle the two county mailings, possibly relying on different contacts within different post offices to send out the mail, which can make it challenging to coordinate the timing of election material delivery. Complicating this matter further is the state VIG, which contains extensive information about state propositions as well as some candidate information and voting tips and instructions; the delivery of this guide is not currently coordinated with county registrars.

Occasionally, the State Legislature places a measure on the ballot after the state guide has gone into production. When that happens, the Secretary of State prepares a Supplemental Voter Information Guide, which typically arrives after the VIG and may show up after some VBM voters have already cast their ballots.

Orange, Sacramento and Santa Cruz Counties all mail VBM ballot materials to voters approximately 29 days prior to the election, which ideally is one to two weeks *after* voters have received their sample ballots. With its in-house mailing operation, Orange County has greater control over timing and coordination of mailings to VBM voters than Sacramento or Santa Cruz.

In Santa Cruz County, VBM ballots all enter the post office at the same time, whereas sample ballot pamphlets enter over the course of six days depending on zip code, creating a situation in which it’s possible for some VBM voters to receive their ballots a day or two before receiving their sample ballot pamphlets. Santa Cruz County’s ability to predict the timing of when ballot materials will be delivered is hampered by the fact that the county’s election mail is processed in neighboring counties before returning to Santa Cruz for delivery.

8. Instructions for voters

All three counties mail instructional handouts to voters who vote by mail. In addition, California law requires a number of notices to appear on the VBM envelope. All counties provide VBM instructions on their websites during elections as well, though not always year-round.

Two of the counties studied have worked to improve their VBM materials by conducting a “plain language” review. These reviews have resulted in the use of more graphics and white space in the materials, making them easier to read.

Vote-By-Mail Instructions

How do I mark my ballot?

- Use only a blue or black ballpoint ink pen. Do not use red ink pens, Sharpies, markers or any other type of pen.
- Make **one single line** to connect the head and tail of the arrow that points to your choice.
- To vote on any Candidate, connect the head and tail of the arrow that points to the name of the candidate of your choice.
- To vote on any Ballot Question, connect the head and tail of the arrow that points to your choice of YES or NO.



How can I make sure my ballot will count?

Ballots have to be clean of any stray marks.
DO NOT sign your name on your ballot, write your initials, or write any other words or marks on your voted ballot. Also, if you make a mistake and use an eraser to correct it, your original mark may cause your ballot to be counted incorrectly.

Top 3 avoidable reasons why vote-by-mail ballots are not counted:

1. The ballot arrives after 8 p.m. on Election Day.
2. The voter did not sign the envelope.
3. Someone else signed the envelope instead of the voter.

Call 831-454-2060 or send an e-mail to ballot@votescount.com the week following Election Day to find out if your ballot was counted or not, and if not, why not.

If I make a mistake marking my ballot, how do I fix it?

The best option is to get a new ballot. You may call the Elections Department at 831-454-2060 or send an e-mail to 2ndballot@votescount.com

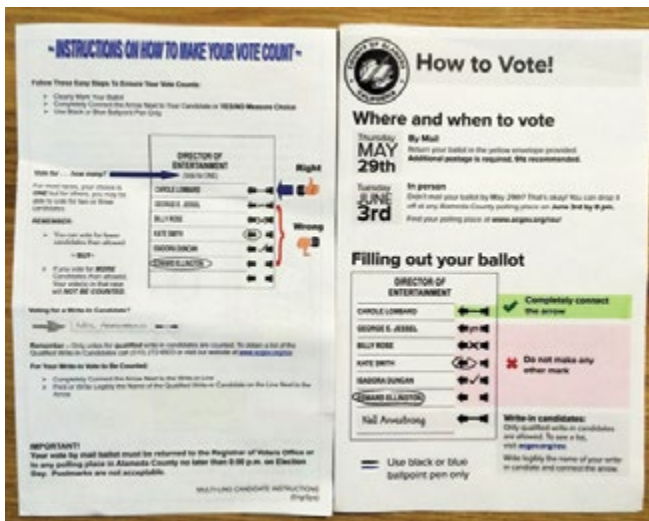
We will then send you a new ballot. If there is no time to mail a second ballot to you, please call us at 831-454-2060, and we will review your options.

What do I do after I vote my ballot?

- After you have voted your ballot, remove the top stub from your ballot by tearing at the perforated line.
- Fold the ballot along the same folds as it came to you, if it was folded.
- Place the ballot in the return envelope provided. This envelope has identification information unique to you that we use in processing your returned ballot.
- SIGN your name on the envelope in the space provided. If you do not sign your envelope, we can not count your ballot. Do not let someone else sign your name on your behalf.
- Write the address where you live in Santa Cruz County on the envelope in the space provided. Do not write your P.O. Box or work address.

Santa Cruz County's vote-by-mail instructions.

The issue of vote-by-mail instructions received some extra attention in the June 2014 primary, when a California voter who also specializes in information design took the initiative to voluntarily redesign her county's instructions. The voter, Molly McLeod, is also a Code for America Fellow and posted a blog about her redesign.¹⁹ The “before and after” picture and narrative that accompanied it were widely shared through social media and provide an excellent example of how redesigning election information can improve voter education.



A California voter's volunteer effort to redesign Alameda County's vote-by-mail instructions.

19 “Let’s Respectfully Redesign Government,” by Molly McLeod, published June 9, 2014 online at <http://www.codeforamerica.org/blog/2014/06/09/lets-respectfully-redesign-government/>.

9. Vote-by-mail ballot envelopes

The envelopes used by voters to return their VBM ballots, called identification (ID) envelopes by elections officials, vary in terms of the text and graphics included on the envelopes, the color of the paper, and handling of the voter's signature. Envelopes come in a rainbow of colors, include required and optional text, and deal with signature privacy differently.

Most feature rather small print and a lot of instructional text on the back. Envelopes vary not only from county to county, but also within a particular county depending on the election the envelope is being used in, and which type of voter is receiving the envelope. County officials report that using different colored envelopes helps agency staff better track ballots when conducting more than one election simultaneously, such as a countywide election and a special election. The use of differently-colored envelopes also helps election officials more easily identify ballots coming from military/overseas voters and all mail ballot precinct voters.

As noted above, California law requires several disclosures to be made on vote-by-mail envelopes. As a result, the envelopes can appear to be quite cluttered and difficult to read, with text featured in small font and all-capital letters. Examples of the back sides of the standard VBM envelopes used by the three counties studied are featured below.



A collage of county vote-by-mail envelopes.

In Santa Cruz County, all VBM ballots are sent out to voters in white envelopes. Ballots are returned in ID envelopes of various colors that are uniquely coded to each voter. Blue envelopes are standard, green envelopes are used only in all-mail precincts, white are for overseas citizens and military, and yellow are used in special elections. On most, signing instructions and the text “OFFICIAL VOTE-BY-MAIL BALLOT” are in red font. Though ID envelopes are linked to individual voters, all counties reported that they will still count the ballots of spouses or household members who accidentally switch envelopes, as long as both ballots and ID envelopes turn up during the count.

After receiving some complaints about the lack of privacy of voters' signatures, Santa Cruz County changed to envelopes with privacy flaps. The envelopes work by allowing the voter to sign the ID envelope and then fold an opaque flap over the signature, sealing it just below the signature itself; elections staff can then pull a tab to reveal and check the signature, leaving the ballot sealed in the envelope. Such envelopes simultaneously protect the privacy of a voter's signature and allow that signature to be checked in a timely way, prior to the point of actually opening the envelope and removing the ballot, which cannot happen under state law until ballots are ready to be processed and counted once the polls close on Election Day.

Santa Cruz County ID envelope with privacy flap open



Privacy flap closed and covering signature, with tab open to verify.



The top image shows what Santa Cruz County's envelope looks like with the privacy flap open; the second image shows what it looks like once sealed. The privacy tab is removed by election workers, allowing them to inspect the signature without opening the envelope.

In Sacramento County, pink envelopes are the standard color used for returning VBM ballots, while yellow envelopes are used for military and overseas voters, and green envelopes are used for voters in all vote-by-mail precincts. Both the green and yellow envelopes are “postage paid” while the standard pink envelope requires postage. A limited amount of text on both envelopes is in red font. All of the envelopes say either “OFFICIAL MAIL BALLOT” or “OFFICIAL VOTE-BY-MAIL BALLOT” on the front. Sacramento has had some complaints about the lack of privacy of voters’ signatures, but changing to an envelope with a secrecy flap is cost prohibitive because it would require the use of different ballot processing equipment. Voters concerned about signature privacy are directed to put their ID envelope inside another envelope before mailing it.

Orange County also uses different colored ID envelopes for different elections and types of voters. Its standard envelope is white with both black and red font; other colors are used for special elections. In the past, Orange County’s envelopes have not included the “Official Election Mail” logo featured on both the Sacramento and Santa Cruz envelopes, but that is reportedly changing. The graphic, while not required, does help signal to postal workers that they are handling time-sensitive election mail. Also unique to the standard Orange County envelopes is that they include instructions on “How to Vote Your Ballot”, which were added after the county found that people often don’t read the instructions included in the VBM packet, and also a list of the “Top Four Reasons Your Ballot Will Not Count”.

The variations described above are partly a reflection of the fact that ID envelopes serve subtly different purposes for different audiences. Voters, postal employees, and election officials have different goals and interests when it comes to the election and envelopes:

Back of VBM Identification Envelopes:

44-ERR-0 (2017)

VOTING MORE THAN ONCE IN THE SAME ELECTION IS A CRIME.
Return your Vote-by-Mail ballot to the Elections Department or to any polling place in Santa Cruz County no later than 8 p.m., on Election Day. (See www.sccvotes.com for options.)

Your ballot will not be counted if received after 8 p.m., regardless of postmark.

WARNING: Your ballot will not be counted unless you sign below in your own handwriting and your signature compares with your signature on your voter registration card.

EL VOTAR MÁS DE UNA VEZ EN LA MISMA ELECCIÓN CONSTITUYE UN DELITO.
Devuélvase su boleto por correo al Departamento de Elecciones o a cualquier centro electoral en el Condado de Santa Cruz no más tarde que a las 8 de la noche el día de la elección. (Véase la página www.sccvotes.com para opciones.)

No se contará su boleto si se lo recibe después de las 8 de la noche, independientemente del matasello.

ADVERTENCIA: No se contará su boleto a menos que firme abajo con su puño y que su firma concuerde con su firma en la tarjeta de inscripción del elector.

AUTHORIZED AGENT / AGENTE AUTORIZADO
Due to illness or other physical disability, I am unable to return my ballot and hereby authorize (Debido a enfermedad o otra incapacidad física estoy impedido/a de devolver mi boleto, y por lo presente autorizo a)

PRINT Name of Person Returning Ballot (IMPRESA Nombre de Persona que regresa la boleto) _____
Relationship - (Circle one) spouse, child, parent, grandparent, grandchild, brother, sister or household member (Relación - (Círculo uno) cónyuge, hijo o hija, padre o madre, abuelo o abuela, nieto o nieta, hermano o hermana o una persona que vive en casa del elector.) _____

DECLARATION: I am a resident of and a voter in the precinct, and the person whose name appears on this envelope, I have not applied for nor intend to apply for a vote-by-mail ballot from any other jurisdiction for the same election. I declare under penalty of perjury that my declaration is true and correct.
DECLARACIÓN: Soy residente de este distrito electoral, voto en él mismo y mi nombre aparece en este sobre. No he solicitado ni pienso solicitar en ninguna otra jurisdicción para la misma elección una tarjeta que se envía por correo. Declaro bajo pena de perjurio que la presente es una declaración fiel y exacta.

↓ ↓ ↓ You must Sign below / Debe Firmar abajo ↓ ↓ ↓

Signature of Voter Only / Firma del Votante Solamente

CONFIDENTIAL

X

Print Your Name (Impresión su nombre) _____ Date (Fecha) _____

* Witness/TESTIGO
In case of voter's disability or inability to sign personally, further signature stamp or mark shall be witnessed by another person.
En caso de que el elector sufra alguna incapacidad o que no pueda firmar personalmente, una persona deberá presenciar el sello o marca de su firma.

Santa Cruz County

IDENTIFICATION ENVELOPE (ENCLOSE VOTED BALLOT ONLY IN THIS ENVELOPE)
I hereby certify under penalty of perjury that I am a voter residing within the precinct in which I am voting and that I am the person whose name appears on this envelope. I have not applied, nor will I apply, for a vote-by-mail ballot from any other jurisdiction for this election.

Warning: You must sign the envelope in your own handwriting in order for your ballot to be counted and your signature must compare with your signature on your voter registration card.
Warning: Voting twice constitutes a crime.

SIGN HERE → Your Signature (Power of Attorney NOT ACCEPTABLE) _____ Print your name _____
Orange County Residence Address and City (NOT mailing address) _____ Date of signing _____

Sample ballot pamphlets can be found at ocvote.com

IMPORTANT VOTING INFORMATION

- HOW TO VOTE YOUR BALLOT**

 - Use a **BLACK** or **BLUE PEN** to completely fill in the entire voting rectangle to the left of the candidate's name or next to the word "YES" or "NO" for a measure.
 - To vote for a Write-In Candidate, write the candidate's name on the line provided, and completely fill in the box to the left of the line. **DO NOT** write in a name that appears on the ballot.
 - Marking the ballot outside of the designated space to vote for a candidate or measure may compromise the secrecy of the ballot.
 - Place your voted ballot in this envelope, sign and seal it. **DO NOT** include anyone else's ballot.

TOP FOUR REASONS YOUR BALLOT WILL NOT COUNT

 - NO SIGNATURE.** You did not sign the envelope.
 - LATE RETURN.** Your vote-by-mail ballot arrived after 8:00 p.m. Election Day.
 - UNAUTHORIZED ENVELOPE.** Ballot is returned in a different envelope. You **DID NOT** use this envelope.
 - UNAUTHORIZED RETURN.** You are unable to return your ballot and **DID NOT** authorize a relative or person residing in your home to return it for you.

Orange County

NOTICE: Return your VOTE BY MAIL BALLOT to the Elections Department or any polling place in Sacramento County **NO LATER THAN 8:00 PM, ON ELECTION DAY.** Your ballot can not be counted if received after 8:00 PM, regardless of postmark.
AVISO: Devuélvase su BOLETA DE VOTO POR CORREO al Departamento de Elecciones o en cualquier una electoral en el Condado de Sacramento el día de las elecciones no más tarde de las 8:00 PM. No podrá contarse su boleto si se recibe después de las 8:00 PM, independientemente de la fecha del matasello.

DECLARATION OF VOTER
I declare under penalty of perjury that I am a resident of the precinct in Sacramento County, California from which I am voting. I have not applied for and do not intend to apply for a vote by mail ballot from any other jurisdiction for this election.

DECLARACIÓN DEL VOTANTE
Declaro bajo pena de perjurio que: soy residente del recinto electoral en el Condado de Sacramento, California en el que estoy votando; soy la persona cuyo nombre consta en este sobre; no he solicitado ni solicitaré una tarjeta de voto por correo para esta elección de ninguna otra jurisdicción.

IMPORTANT: Voting more than once in one election is a crime.
IMPORTANTE: Es un delito votar más de una vez en una elección.

Your ballot cannot be counted unless you sign below.
No puede contarse su boleto si no firma mas abajo.
Power of attorney is not acceptable. No se acepta poder notarial.

SIGN HERE X
FIRME AQUÍ

Your Signature or Your Mark _____ Date _____
Su firma o signo _____ Fecha _____

Residence Address _____
Domicilio _____

City or Town, State, Zip Code _____
Ciudad o Pueblo, Estado, Código Postal _____

I authorize the following person (Print Name): _____
Who is either my spouse, child, parent, grandparent, grandchild, brother, sister, or anyone residing in the household to return my ballot to any polling place in Sacramento County, or the Elections Department because I am ill or disabled.
Autorizo a la siguiente persona (escriba el nombre con letra de molde): _____
La cual es mi esposa, hijo/a, padre/madre, abuelo/a, nieto/a, hermano/a, o a cualquiera que reside en el domicilio familiar, a entregar mi boleto en cualquier una electoral en el Condado de Sacramento, o en el Departamento de Elecciones por encontrarme enfermo o discapacitado.
I am authorized to return this ballot. Estoy autorizado para entregar esta boleto.


Signature of person returning ballot. _____ Firma de la persona que entrega la boleto.

***If voter is unable to sign, he or she may make a mark which shall be witnessed by one person.
*Si el votante no fuera capaz de firmar, puede hacerlo con un signo en presencia de un testigo.**

Witness to Signature of mark _____ Testigo de la veracidad del signo _____

Sacramento County

voters are primarily concerned about casting a valid ballot and may be concerned about the privacy of their signature; the post office is concerned with timely delivery of mail, but also has to look out for its own bottom line; and election officials are focused on both increasing turnout and administering elections efficiently and securely.



The United States Postal Service's "Official Election Mail" logo, as it appears on a Sacramento vote-by-mail envelope.

An example of an envelope feature that is helpful to one audience but not necessarily to others is envelope color. While a statewide, uniform envelope color might give voters and postal workers a consistent visual cue from one election to the next that they are handling a time-sensitive ballot, in practice having different colored envelopes helps election workers

organize and sort ballots, and quickly identify ballots that have been mistakenly returned by a voter to the wrong county.

Modifying or improving ID envelopes requires taking into account not only legal requirements, but also the needs of each of the different audiences who use them – voters, election staff and postal workers – which is one reason attempts to change the envelopes can be challenging.

10. Ability to track ballots going out and coming back

Among the three counties whose practices were examined for this study, the ability to track VBM ballots on their way to the voter and on their way back to the election office varies widely. Santa Cruz and Sacramento currently are doing very little tracking, while Orange is on the cutting-edge of VBM ballot tracking.

Orange County was one of the first to implement tracking of individual ballots through the postal system, and does so using a combination of post office Intelligent Mail barcodes and a third party software product called "Track My Mail". Together, those products provide helpful clues as to whether and why some voters' election materials or ballots are being held up during their journey through the postal system.

Since 2012, this setup has allowed Orange County election workers to tell a voter exactly when their mail carrier took possession of their outgoing ballot from the sorting facility, and also to look up a digital image of the outgoing ballot envelope. In 2014, Orange County plans to have full-service Intelligent Mail in place, which will provide even greater ability to track ballots. Sacramento and Santa Cruz counties have not tracked VBM ballots in this way in the past, but Sacramento is hoping to implement full-service tracking of individual ballots soon.

Counties may want to consider how real-time tracking can be integrated with an online voter lookup tool.

Vote-by-mail ID envelopes being returned by voters in all counties are required to have an Intelligent Mail barcode on them, but that code is used primarily by the post office for sorting and bundling the mail. Counties with tracking software can also use it to track delivery of ballots coming back to the election office from the voter. Upcoming changes in post office requirements relating to the use of Intelligent Mail barcodes (IMb) will likely force improvements in mail tracking for future elections.

Though the post office's IMb coupled with third party software options give election officials unprecedented insight into the movement of ballots through the postal system, it could be difficult at this time for election officials to pass on this knowledge to voters via a real-time online lookup tool, since these tools are provided through the counties' election management system vendor and have a limited range of interoperability. Counties may want to consider how real-time tracking can be integrated with an online voter lookup tool.

11. Online lookup tools

All three counties examined in this study offer voters online tools for checking their vote-by-mail participation status and VBM ballot status. The tools vary in design, seasonal availability, what data is required to access the information, and the descriptions used to provide voters with information about their status. Usage of the tools also varies, but is hard to compare given that in one county the VBM lookup tool is combined with other functions (i.e. voter registration lookup), and one county does not track usage of the tool at all. All three of the counties' lookup tools lacked information about a voter's VBM voting history at the time of CVF's review. However, following the review, Santa Cruz revised its lookup tool to provide the voter's entire voting history.

Orange County

In Orange County, voters have year-round access to an online VBM lookup tool to confirm whether they are permanent vote-by-mail voters. If they have made a one-time request to vote by mail, it can be confirmed during the current election period for which they requested one-time VBM voter status. After entering date of birth, the last four digits of their driver's license, and verifying the entry with a captcha, voters can determine their VBM voter status, the exact dates their VBM ballot was issued and returned, and whether it was accepted or challenged.

During the research for this study, it was pointed out to Orange County Registrar of Voters Neal Kelley that the terms used in the county's VBM lookup tool – counted ballots are described as “good” and uncounted ballot as “challenged” – were unclear and may confuse voters. In response to that feedback, the county changed the language used in its lookup tool to be more specific. Now, instead of “good” the voter is informed, “Your vote-by-mail ballot has been counted.” Instead of “challenged” it now says “Your vote-by-mail ballot did not count”. Descriptions of the reasons for not counting are:

Screen shot of Orange County's online, all-in-one lookup tool.

“Too Late – your vote-by-mail ballot was not received by the deadline.

No Signature – you did not sign your vote-by-mail envelope.

Non-matching Signature – Your signature on your vote-by-mail ballot envelope did not match your voter record signature.

Undeliverable – The Post Office returned your vote-by-mail ballot as undeliverable.”

Orange County's lookup tool is part of the county's all-purpose “Voter Lookup” portal and is accessible from any page on the website, making it easy for voters to find and utilize. Because the VBM lookup tool

is integrated with the main registration lookup, there is no way to track usage statistics specific to VBM status requests. In the 29 days prior to the November 2012 election, the all-in-one tool logged 208,000 page views, possibly indicating that many phone calls or email inquiries that could have been made by voters were not necessary, thus a significant time savings for agency staff.

Sacramento

Sacramento County offers a seasonal VBM status lookup tool available during election periods that provides voters with the dates their VBM ballot was both issued and received by the county after being cast by the voter. Voters need to input their street number, zip code and full birth date in order to access their information. The VBM lookup tool is bundled with the registration status tool, providing confirmation to voters of both their registration and VBM status. During elections, the tool also provides a link to the voter's sample ballot booklet.



Screen shot of Sacramento County's vote-by-mail status lookup tool.

Sacramento's lookup tool does not include the voter's name on the return screen; instead there is a note explaining that the name is not visible for the sake of privacy, thus not revealing any more personal information about the voter than was initially entered.²⁰ The tool also does not provide information about whether the returned ballot was actually accepted or challenged. This detail will likely need to be added in order to meet the requirements of Senate Bill 589, enacted in 2013, which requires counties to provide to voters, upon request, information about why their ballots were not counted.

Sacramento County's VBM lookup tool logged approximately 24,000 lookups in the month prior to the November 2012 election, which was about equal to the amount of traffic generated by the county's polling place lookup tool. The county reports it receives very few phone calls from voters inquiring about their VBM ballot status, and therefore feels the

²⁰ While lookup tools are designed to be used by the voter whose record is being queried, there is no way to prevent third parties with access to personal data from using these tools as well.

lookup tool is effective and worthwhile. The election office removes the VBM lookup tool entirely from its website after the election, due to “limited room on the computer” and in order to reduce voter confusion.

Santa Cruz

During the course of the study, Santa Cruz revised its lookup tools following a review. Initially, Santa Cruz County offered voters a year-round, online lookup tool that provided voters with VBM ballot status information for the most recent election only. The lookup tool asked for a voter's full birth date and last four digits of his or her driver's license number or Social Security number. It returned confirmation that a VBM ballot was issued, the date it was returned to the county by the voter, and its status.

A ballot that was returned and accepted was termed “good”; if it was not accepted, there was a note specifying that the “ballot will be challenged”, including the reason why (i.e. ballot was not signed.) However, these notes were not visible to voters via online lookup until after the election was over. Instead, prior to the election, a voter whose ballot was being challenged would see a somewhat misleading message stating that the ballot has not yet been processed.

Santa Cruz County's initial lookup tool display providing details about why a vote-by-mail ballot did not get counted.

Santa Cruz worked with their election management system vendor to improve their lookup tool messaging, specifically to add contact information and to change the term “good” for accepted ballots to “accepted”.

Following CVF's review, Santa Cruz worked with their election management system vendor to improve their lookup tool messaging, specifically to add contact information and to change the term “good” for accepted ballots to “accepted”. Santa Cruz also modified its lookup tool to create an “all-in-one” lookup tool, similar to Orange County's, that lets a voter access a variety of information about his or her voter record, including vote-by-mail status, verification of registration status and date, voting history, precinct, and political party preference.

In the case of a challenged ballot, the voter was directed to call the election office, though the lookup tool return screen did not include any contact information. Santa Cruz County election administrators reported that they would be looking into adding that information to the tool, and would consider changes to the language used prior to the close of the election regarding challenged ballots.

Santa Cruz County does not compile usage statistics for its VBM lookup tool, but the election office feels the tool is effective, inexpensive, and benefits voters greatly. One minor problem relating to the tool is that some voters who drop off their ballots on Election Day call the day after the election wanting to know why the lookup tool does not reflect their voted ballot status. While some voters are expecting to see their online record instantly updated, the reality is that due to manual processing of the county's ballots, it can take 48 hours just to record all of them, and the lookup tool is updated just once daily. Voter education and perhaps a revision to the text in the lookup tool display might help address this problem.

Santa Cruz Lookup Display 2

Voter Registration Search for Santa Cruz - Am I Registered to Vote?

Enter your birthdate:
MM/DD/YYYY

/19

Enter the last four digits of your CA driver's license number. If you do not have a driver's license, enter the last 4 digits of your social security number.

Mailing Address: Dr
Santa Cruz CA 95060

Age: 51
Precinct: 50522
Status: Active

Registration Date: 07/17/2012
Election Officer: No
Vote by Mail Status: Not a 'Vote by Mail' voter
Political Party Preference: Democratic

Search

Voting History:

- 11/06/2012 - Presidential General
- 06/05/2012 - Presidential Primary
- 11/02/2010 - Gubernatorial General
- 08/17/2010 - Special General Election
- 06/22/2010 - Special Primary Election
- 06/08/2010 - Statewide Direct Primary Election
- 05/19/2009 - Special Statewide
- 11/04/2008 - Presidential General Election
- 06/03/2008 - California Primary Election
- 02/05/2008 - Presidential Primary Election
- 11/07/2006 - General Election
- 06/06/2006 - Gubernatorial Primary Election
- 11/08/2005 - Special Statewide Election
- 11/02/2004 - Presidential General Election
- 03/02/2004 - Presidential Primary Election
- 10/07/2003 - Statewide Special Election
- 11/05/2002 - Gubernatorial General Election

Santa Cruz County's expanded lookup tool provides additional information including party preference and voting history.

12. How vote-by-mail ballots are returned

For various reasons, many voters who have elected to receive vote-by-mail ballots – either for one election or permanently – choose to return those ballots using a method other than by mail. Of the nearly one million voters who returned November 2012 VBM ballots in the three counties examined for this study, approximately 30 percent of them actually voted in person, by dropping off their ballot at the election office, at a drop site, or at a polling place in their county on Election Day.

CVF found that two of the three counties studied, Sacramento and Santa Cruz, routinely establish ballot drop-off sites throughout the county where voters can return their voted VBM ballots prior to Election Day. Drop-off sites are typically located in government buildings, such as city halls and public libraries. While these drop-off sites provide additional convenience for voters, particularly those living in geographically large counties, current California law does not actually provide for

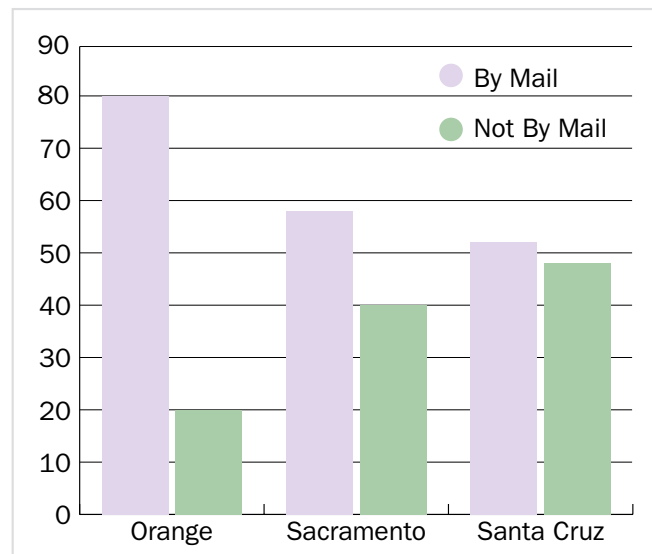
ballots to be returned to locations other than the county election office or describe when drop-off ballots must be collected and how they will be protected.

In Santa Cruz County, the trend is toward an increasing number of vote-by-mail voters not actually returning their ballots via the mail. Whereas in November 2008, 60 percent of Santa Cruz VBM voters mailed in their ballots, by November 2012 that figure was down to 52 percent. The other 48 percent returned their VBM ballots in person in November 2012, with most of those dropped off at a polling place on Election Day.

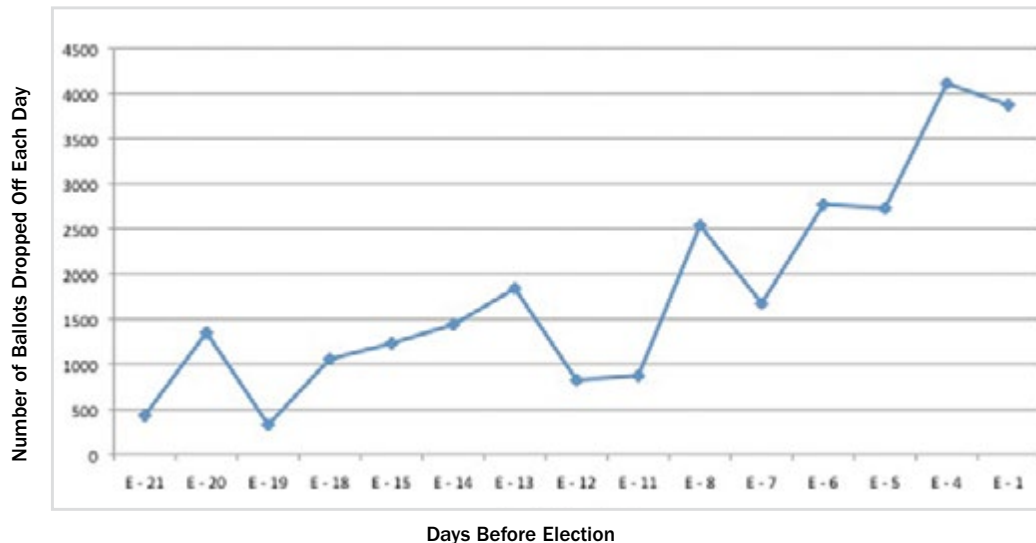
Sacramento County had a slightly higher percentage of VBM voters using the mail to return their ballots for the November 2012 election, at 59 percent. The large majority of the remaining 41 percent returned them to polling places. Orange County, on the other hand, saw 80 percent of its VBM voters use the mail to return their VBM ballots, with just 19 percent dropping them off at polling places.

Election staff reported that the increasing percentage of ballots arriving close to or on Election Day creates a bigger challenge for agency staff in processing those ballots on a timely basis. The chart below shows the number of VBM ballots Sacramento received on each day prior to the November 6, 2012 election.

Percentage of VBM Ballots Returned By Mail and Not By Mail, November 2012



Number of Ballots Dropped Off in Sacramento County Between 21 Days and 1 day Before Election Day



Third-Party Return of Vote-by-Mail Ballots

A voter can authorize another individual to return his or her VBM ballot to the Elections Office or polling place if that voter cannot return the ballot him or herself due to illness, disability or being out of town. Individuals eligible to return ballots are limited to a voter's immediate relative (specifically a spouse, child, parent, grandparent, grandchild, brother or sister) or another member of the voter's household. A VBM ballot that is returned by a third party other than one of these authorized individuals is invalid, although it appears this provision operates mostly on the honor system. In Orange County, for example, pollworkers do check VBM ballots for signatures and direct third parties returning ballots on someone else's behalf to review the posted rules but do not ask questions or attempt to verify their relationship to the voter. In all three counties CVF studied, unauthorized return did not show up at all in the data as a reason for ballots not being counted.

A VBM ballot that is returned by a third party other than an authorized individual is invalid, although it appears this provision operates mostly on the honor system.

All three counties' ID envelopes include clear language indicating exactly who is eligible to return a voter's ballot, and all envelopes require the authorized individual's printed name and signature. Santa Cruz's and Sacramento's envelopes specify "illness or other physical disability" as reasons a voter can authorize another individual to return his/her ballot, whereas Orange County's envelope states simply "I am unable to return my ballot and hereby authorize..." Orange and Santa Cruz counties require the relationship of the third party to be specified, whereas Sacramento does not.²¹

²¹ Election Code Section 3011(a) includes a description of all the language and notices that must be included on a VBM identification envelope, which includes the third party's name, relationship to the voter and signature.

Despite the fact that no ballots in the three counties studied were rejected due to unauthorized third party delivery, one county, Orange, featured a notice on its ID envelope indicating this was among the top four reasons VBM ballots were not counted, though this may be changed for future elections.



Orange County added this notice to the vote-by-mail ballot collection boxes located inside polling places to provide additional third-party return instructions to voters.

At least one county election official agreed that the issue of third party ballot drop off can be an impediment to successful VBM voting, mostly due to third parties delivering VBM ballots that lack the third party's signature and go unchecked by pollworkers before being dropped in the box. Orange County recently conducted a broad campaign to address this issue, using paid advertising to educate voters about the rules for returning another voter's ballot. The campaign also included improvements in pollworker training and polling place notifications about the rules. Orange County reported that the additional education has reduced problems relating to unauthorized third party ballot drop off.

13. Signature verification

On average across the three counties examined in this study, a ballot envelope signature that does not compare to the signature on record is the third most common reason vote-by-mail ballots go uncounted. Of all VBM ballots uncounted in the four recent elections studied in Orange, Sacramento and Santa Cruz counties, 18 percent (4,302 total ballots) were invalidated because the VBM voter's signature did not compare adequately to the one on file with the county.

There is, however, quite a lot of variance between the counties in terms of the number of ballots that are rejected due to signature comparison problems, and that number can even vary significantly within a particular county from election to election.

Orange County on average has by far the lowest rate of uncounted ballots due to signature mismatch of all three counties. Such ballots accounted for just six percent of all uncounted VBM ballots in the county in the four elections studied, although the rate

There are very few uniform standards for what workers who are actually viewing the signatures on the ballot ID envelopes should look for when comparing.

increased from three percent in November 2010 to eight percent in November 2012. In Orange County, a bigger problem by far is VBM ballots coming in with no signature at all.

In Sacramento County, a signature that does not compare adequately is the second most common reason VBM ballots are challenged, accounting for 34 percent of all uncounted VBM ballots in that county during the same four-election period. This high number of ballots rejected for signatures that don't compare contributes to a slightly lower overall success rate for VBM voters in the county (99 percent as compared to

the three-county average of 99.2 percent). The percentage of VBM ballots not counted for this reason ranged from a low of 26 percent in November 2010 to a high of 40 percent in November 2012.

In Santa Cruz County, late ballots account for 70 percent of uncounted VBM ballots; the rest are split about evenly between ballot envelopes without signatures and those with signatures that do not compare. While non-matching signatures on average account for 15 percent of invalid VBM ballots in Santa Cruz, that figure has grown over the last four years, from five percent in November 2008 to 19 percent in November 2012.

Guidelines for verifying signatures

One reason there may be large differences from one county to the next in terms of the number of VBM ballots rejected due to signature mismatch is that there are very few uniform standards for what workers who are actually viewing the signatures on the ballot ID envelopes should look for when comparing, and what constitutes a signature that does not compare.

Under current law, counties are required to compare a voter's signature on a VBM envelope to the signature on their voter registration form or other correspondence with the county election office. But state law, as well as the Secretary of State's Uniform Vote

Counting Standards²² are both limited when it comes to the matter of what criteria to use to compare signatures.

Current California statute specifies that a voter's use of an initial for first or last name rather than writing out the full name is not a reason to determine a signature does not compare (Election Code Section 3019(d)). The Uniform Vote Counting Standards describe several vote-by-mail signature irregularities and say what counties should do in each situation. But neither the standards nor the statute provide any guidance for counties for the criteria to use to actually compare a voter's VBM envelope signature to a signature or signatures on file.

Guidelines address what to look at when comparing signatures	Orange	Sac.	Santa Cruz	SOS
Slant of the handwriting	x	x	x	
How letters are connected to one another	x	x	x	
How "t"s are crossed and "i"s are dotted	x	x	x	
Similar endings (abrupt end, long tail, loop back around)		x	x	
Do the first letters in the names compare?			x	
Is there a unique lettering style?			x	
Are the signatures similar if you turn the envelope upside down?			x	
Printing on the registration card and ID envelope			x	
Other similarities of writing style, such as the way "F", "G", "Y" or "Z" is formed, or the shape of cursive loops.	x			

Guidelines address what to do if...	Orange	Sac.	Santa Cruz	SOS
Initials are substituted for any part of signature	x	x	x	x
Use of a mark instead of written signature	x		x	x
Use of a rubber stamp instead of written signature	x		x	
Only part of the signature is there	x			
Signature includes middle and last names, but not first	x			
Signature uses married/maiden name	x			
Signature compares to the spouse's signature			x	
Signature appears somewhere other than the designated place				x
ID envelope has a printed name; affidavit has written signature				x

All three counties' have written signature verification guidelines which have a few things in common, including directing workers to consider: the slant of the handwriting; how letters are connected; how "t"s are crossed and "i"s are dotted; and whether initials are substituted for any part of a signature (and what to do about that).²³

Unique to Santa Cruz County's signature verification guidelines are the following: the instruction to turn the signature on the ID envelope upside down to see if there is a similarity; the instruction to compare the printing on the voter registration card and ID envelope; and, an explanation of what to do if the signature compares to the signature of a voter's spouse.

²² <http://www.sos.ca.gov/voting-systems/uniform-vote-count.pdf>.

²³ In each county studied, researchers were allowed to view a number of voter signatures on ballot envelopes and those stored in county election management systems to see examples of signatures found to adequately compare as well as those that did not; however, reproducing images of voters' signatures is a violation of state law, per Elections Code Section 2194(c)(2), and so no images of actual voter signatures are included in this report.

Unique to Orange County's signature verification guidelines are the following: the instruction to look at similarities in the formation of the letters "F", "G", "Y", or "Z", and the shape of cursive loops; and, information about what to do if only part of the signature is there, a signature includes middle and last names but no first name, or a signature is for a married/maiden name.

Orange County uses the language, "There may be variations on a voter's signature" but does not specifically state in its signature verification guidelines that signatures don't have to be an exact "match". Both Sacramento and Santa Cruz counties' guidelines include the clear statements that "The operative word is compare" and "The signatures do not have to be an exact match."

Santa Cruz County election officials report that their staff tries to match three points – slant, curve, swish – when comparing signatures, but the guidelines don't specifically mention that. Staff also utilize the "three second rule": if an election worker looks at a signature for longer than three seconds, that is reason enough to take a closer look and that ballot envelope is set aside for a supervisor to review. Santa Cruz election workers once received training from the Sheriff's office that taught them to look at pen marks and the impression of a pen, but those topics are not included in the written guidelines for checking signatures. (It is possible those techniques are used only by supervisors who are reviewing ballots that have been initially challenged for signature non-comparison.)

Like Santa Cruz, Orange County has also consulted with a local sheriff's department to receive additional training and advice about signature verification. Orange County invited representatives from the Los Angeles Sheriff's office to come and teach them more about how to verify signatures. The consultation changed the signature comparison process in Orange County and resulted in more VBM ballots being rejected because of mismatching signatures. Though the L.A. Sheriff's office staff do not continue to come to Orange County each election, the election office does have one of their own staff members teach a class to all election workers who participate in signature verification, which draws from the Sheriff Office's training.

Process for handling signatures that don't compare

Counties have slightly different processes for handling situations in which an election worker determines a voter's signature may not compare.

In Sacramento, ballots challenged for reasons of signature mismatch are reviewed by permanent election office staff, or in the event seasoned staff cannot make a determination, by the Registrar and Assistant Registrar. Ballot envelopes with signatures that do not show any similarities to the one on record are marked with a "Challenged" stamp and entered into the database as challenged. Election staff members do attempt to locate the ballots of any other voter in the household who may have used their housemate's envelope by mistake, but this practice is not addressed in Sacramento's written signature verification guidelines. Voters whose ballots are challenged due to a signature that doesn't compare are not contacted until after the election.

In Santa Cruz, workers write "Sig" on the ballot ID envelope along with their own initials, and then place the ballot in a challenge box. All such ballots are then reviewed by a supervisor, who makes the final decision regarding the signature. If a signature is found

not to compare, Santa Cruz attempts to contact the voter before the end of Election Day, to give him or her the opportunity to cast a valid ballot.

Regarding spouses signing each other's envelopes, Santa Cruz County's "How to Check Signatures" guidelines state this invalidates the ballot; however, in interviews conducted for this study, county staff said there was no harm of a spouse using the other spouse's envelope as long as both ballots and both envelopes come back. If spouses return their ballots in each others' envelopes, election staff will count them if both are returned.

Orange County's signature verification guidelines simply state "If the ROV staff determines that the signature of the voter does not have any similarity to the signature on the original affidavit of registration, the ballot is not counted." Ballots are then marked in the database as "Challenged" and "Non-Matching Signature."

Reasons why signatures don't compare

The reasons for signatures not comparing are numerous. Peoples' signatures can change over time. If a voter registered to vote and does not re-register, and their signature changes through the years, it may no longer sufficiently compare to the signature on file with the county. In 2013, the California Legislature enacted a new law that allows registrars to use, in addition to the most recent voter registration application signature, signatures from other documents on file, such as a vote-by-mail ballot request or an older voter registration signature, to verify VBM envelope signatures, giving county election officials additional tools for signature verification.²⁴

Another issue that all counties increasingly have to confront is signatures made with a stylus rather than a pen. Through the Secretary of State's online voter registration system, voters register online using their signatures on file with the Department of Motor Vehicles (DMV), which are sometimes made with a stylus. These signatures get forwarded to the counties to use when verifying VBM ballots and for other election security purposes such as verifying provisional ballots and initiative petitions. Sometimes they have a thick, fuzzy quality and are referred to as "Sharpie" signatures. As use of this signing technology proliferates, counties may have more difficulty comparing these signatures than those made with a regular pen.

The most common reason signatures don't match, according to the three registrars interviewed, is because a family member has signed a ballot envelope on behalf of another family member, typically a spouse or child. In Santa Cruz County, when a signature does not match the first thing election staff do is examine the signatures on file for other voters in the same household. When signatures don't match, all three counties contact the voters by mail to attempt to collect a new signature. Incidents of apparent attempted election fraud are rare and, if detected, are reported to the Secretary of State or the local district attorney.

The most common reason signatures don't match, according to the three registrars interviewed, is because a family member has signed a ballot envelope on behalf of another family member.

²⁴ Assembly Bill 1135, authored by Assembly Member Kevin Mullin, was enacted on September 9, 2013.


14. Automation

California counties have automated the vote-by-mail ballot counting process in varying degrees. Smaller counties typically deploy a manual process, using employees to sort, open and verify VBM ballot envelopes. Larger counties use machines to automate the ballot sorting, opening and, in some cases, signature verification. In many counties, it is a mix of manual and automated processing. In Sacramento and Orange Counties, for example, a hybrid system is used: both counties use machines and software to scan the ID envelope barcodes in order to sort ballots into their proper precincts. With about twice as many VBM voters as Sacramento, Orange County's ballot sorting machine is about twice as long.

Sacramento and Orange use technology to scan and store an image of the envelope signature.



Sacramento County's vote-by-mail processing equipment sorts ballot envelopes from the June 2014 primary election.



With about twice as many voters, Orange County's vote-by-mail processing equipment is about twice as long as Sacramento's.

Equipment is also used to open VBM envelopes and separate ballots from the envelopes. Actual signature verification, however, is performed by an election staff member who makes a side-by-side visual comparison on a computer screen for each ballot of the image of the envelope signature and an image of the voter's registration application signature.


Santa Cruz has handled the VBM ballot counting process almost entirely manually. Ballots are sorted by election staff into precincts by hand, opened by hand with a letter opener, and a simple tally sheet is used to track the number of ballots arriving for each precinct each day. An election staff member uses a handheld scanner to read barcodes on the VBM ID envelope in order to call up the voter's record and signature image on a computer screen and then visually compare it to the signature on the VBM envelope.

However, the county is planning to move to an automated process for ballot sorting, opening and verification and has already acquired the equipment to do so. The automated signature verification will use software to compare the voter's VBM envelope signature to their registration signature. The decision to move to an automated system was made after the November 2012 election, when the registrar's office had to hire temporary workers, get help from staff in other county departments, and use additional rooms in the county building in order to manually process the high volume of VBM ballots that were returned. For Santa Cruz, automation will free up staff, though not necessarily speed up the process since any ballot rejected will reportedly need to be reviewed by a person.

Santa Cruz joins several other California counties, including the largest, Los Angeles, in using commercial products to scan, compare and verify the signatures on VBM envelopes. Currently the use of these products is unregulated and uncertified, making it possible for counties to set the parameters for accepting or rejecting signatures at varying tolerances. There also are no guidelines or best practices provided by the Secretary of State to help counties ensure they are properly deploying automated signature verification technology.

According to Santa Cruz County's Clerk, Gail Pellerin, the county plans to set the new equipment's automated signature verification thresholds strictly, which will lead to more ballots needing to be reviewed by staff, but will also avoid erroneously accepting ballots in which the signature does not adequately compare.

Orange County Registrar of Voters Neal Kelley reported that he is not pursuing full automation of the signature verification process at this time because he is not convinced the technology is worth the initial investment, would save much time, or improve upon his staff's efficiency and effectiveness in verifying ballots.²⁵ Sacramento County Registrar of Voters Jill LaVine has considered automating the signature verification process, but reports that her agency does not have the resources needed to purchase the required equipment.



A Santa Cruz County election worker uses a hand-held scanner to scan a vote-by-mail envelope bar code to call up the voter's record and signature image on a computer screen for comparison.

²⁵ Similar concerns led another large California county, Contra Costa, to end its use of an automated signature verification process after using it for several elections.

15. Contacting voters to correct vote-by-mail ballots

Of the top three reasons VBM ballots go uncounted in CVF's three-county study – they are late, they are not signed by the voter, or the signature on the ballot doesn't compare to the signature on file – two could be addressed prior to the end of the election, giving voters the opportunity to correct problematic ballots and make sure their votes count.

It is worth noting that many of the registrars and staff in all three counties studied expressed a desire for VBM voters to return their ballots earlier in the process, so that VBM ballot problems can be addressed and corrected before Election Day if possible. However, data provided by the counties showed that VBM ballots are increasingly being returned closer to or on Election Day, eliminating the chances of election officials to help voters address ballot problems. The opportunity to address problems is also reduced as Election Day draws closer, with staff needing to focus on other logistical and administrative duties, particularly in the final week prior to Election Day.

Late ballots cannot be corrected, but county election offices do sometimes have an opportunity to contact voters who have forgotten to sign their ballots or for whom the signature on the ballot is invalid, *before* the election is over. How voters are contacted in these situations, and the opportunities they have to correct their ballots, differ from one county to the next.

In the three counties examined for this study, unsigned envelopes and inability to verify signatures accounted on average for 38 percent of all uncounted VBM ballots in four recent statewide elections. That figure represents over 10,000 ballots in those three counties between 2008 and 2012 that did not count due to these two problems.

County election offices are not required by law to provide voters with an opportunity to correct ballots, and those that do face a number of challenges. For one thing, the county often does not have phone numbers or email addresses for voters, because that information is not required to be submitted during the voter registration process and is not requested on the VBM ID envelope in any of the three counties studied.

All counties do request a phone number on the VBM application, but providing it is optional and many VBM voters won't see the request because they signed up as a permanent vote-by-mail voter through the voter registration form. Santa Cruz County



Orange County's standard letter that is sent to voters who return vote-by-mail ballots without the required signature on the envelope.

estimated that less than half the people using its online VBM application include a phone number, and only about 15 percent of people using the VBM application in the Sample Ballot packet provide a phone number. This lack of phone and email information inhibits timely communication and makes it especially difficult to provide correction opportunities to voters who return their ballots on or near Election Day.

The lack of phone and email information inhibits timely communication and makes it especially difficult to provide correction opportunities to voters who return their ballots on or near Election Day.

Counties have different procedures in place for contacting voters to correct ballots. In Orange County, a VBM voter who hasn't signed his or her ID envelope receives a letter from the election office requesting that the voter come to the Registrar of Voters' office to sign it before 8:00 p.m. on Election Day. The county does not currently conduct phone or email outreach to request ballot corrections and also does not mail unsigned ballots back to voters out of concern for fraud and the possibility of lost ballots. In the case of signatures that don't compare, Orange sends a new voter registration form after the election seeking to collect a current and presumably better signature.

Orange County's letter notifying voters of missing VBM ballot envelope signatures does not mention the option of casting a provisional ballot at the polls on Election Day, but when this was noted during interviews with election staff, they agreed it is worth considering adding such language to their letter.

Sacramento County's election office handles VBM ID envelopes lacking signatures differently. Their first attempt to contact the voter is via phone or email, if available. Voters are asked to come to the office to sign the ballot envelope, but if they are unable to do so, the county will mail their ballot and envelope back to them in a new outgoing envelope designed specifically for this purpose.

Text on the front of the envelope reads, "Open Immediately: Ballot Envelope Returned for Your Signature." Voters are directed to mail it back if time allows, or to return the signed ballot to the election office or any polling place on Election Day. In the case of voters who have not provided a phone number, the county will mail back their incomplete packet, but not within seven or fewer days of the election.



Sacramento County uses a special envelope with an "Open Immediately" message across the front when sending a ballot back to a voter due to lack of signature.

Sacramento does not tell voters who forgot to sign their ballots about the option to vote a provisional ballot, unless they are speaking with a voter by phone when it is very close to Election Day and there is no time to return the ballot by mail. As in Orange County,

Sacramento does not notify voters before the election about ballots challenged due to signatures that do not compare. In those cases, a voter receives a letter requesting an updated signature after the election is over.

In Santa Cruz County, the first contact with voters who have not signed their ballot envelopes is by mail. The election office sends the whole ballot packet back to the voter with a letter that includes options for getting the ballot and signed envelope back to the department, such as the option to drop it off at the polls. The exception to this process is when unsigned ballots are received by the election office within one week of Election Day, in which case the county attempts to contact the voter by phone or email. Election staff will make every attempt to get the ballot signed, including offering to have the voter come in on the weekend or after hours, take the ballot and envelope to a satellite office where the voter can pick it up, deliver it to the voter personally at his or her home or business, and even meet up with the voter on Election Day.

Of the three counties studied, Santa Cruz is the only one that attempts to contact voters whose signatures don't compare to the one on file before the election.

For all voters with questionable signatures, whether their ballots were ultimately challenged or accepted, Santa Cruz County sends out a letter and a new registration card after the election asking the voter to update his or her signature.

Of the three counties studied, Santa Cruz is the only one that attempts to contact voters whose signatures don't compare to the one on file *before* the election. It may be that the small size of the county allows for this more extensive and personalized contact.

16. Late ballots

Data from the three counties examined in this study show that, on average, approximately 60 percent of all VBM ballots that have gone uncounted in the four recent statewide elections studied were uncounted because they were returned late. A 2012 PPIC study came to a similar conclusion after examining data in 31 counties, estimating that 47 percent of uncounted VBM ballots statewide were not counted because they were late.²⁶ Though the vast majority of all ballots cast in any election are counted (99.5 percent on average in the three counties), for those that are not, the primary reason is because they arrived after 8 p.m. on Election Day and therefore were received too late to be counted.

Santa Cruz County Uncounted Ballots										
Reason Uncounted	2012 Nov.	2012 Nov.	2012 June	2012 June	2010 Nov.	2010 Nov.	2008 Nov.	2008 Nov.	All elections	Average
Late	232	60%	142	62%	371	74%	276	79%	1,021	70%
No signature	70	18%	34	15%	52	10%	53	15%	209	14%
No sig compare	75	19%	51	22%	76	15%	18	5%	220	15%
Other	8	2%	1	0%	4	1%	3	1%	16	1%

Sacramento County Uncounted Ballots										
Reason Uncounted	2012 Nov.	2012 Nov.	2012 June	2012 June	2010 Nov.	2010 Nov.	2008 Nov.	2008 Nov.	All elections	Average
Late	1,251	45%	1,016	54%	1,684	58%	801	36%	4,752	48%
No signature	385	14%	204	11%	452	15%	586	26%	1,627	17%
No sig compare	1,118	40%	626	33%	761	26%	812	37%	3,317	34%
Other	43	2%	45	2%	21	1%	25	1%	134	1%

Orange County Uncounted Ballots										
Reason Uncounted	2012 Nov.	2012 Nov.	2012 June	2012 June	2010 Nov.	2010 Nov.	2008 Nov.	2008 Nov.	All elections	Average
Late	2,293	68%	2,584	70%	2,422	64%	1,600	57%	8,899	65%
No signature	786	23%	669	18%	1,260	33%	1,186	42%	3,901	29%
No sig compare	253	8%	378	10%	121	3%	13	0%	765	6%
Other	30	1%	52	1%	0	0%	2	0%	84	1%

In Sacramento County in the four elections studied between 2008 and 2012, on average 48 percent of all uncounted VBM ballots cast in statewide elections were uncounted because they were late. In Orange County, that figure climbs to 65 percent, and in Santa Cruz it's even higher, at 70 percent.

Sacramento's 48 percent figure represents a slight increase over time, as it started at 36 percent in 2008, rose to 54 percent in June 2012, and then settled at 45 percent in November 2012. Orange County also experienced an increase in late VBM ballots as a share of the overall number of uncounted VBM ballots, starting at 57 percent in 2008 and climbing to 68 percent by November 2012.

²⁶ See footnote 8.



Though on average Santa Cruz had the highest percentage of late VBM ballots as a share of uncounted ballots, the county has actually significantly reduced the percentage of late VBM ballots as a share of uncounted ballots since 2008. In November of that year, 79 percent of all uncounted VBM ballots were not counted due to being late. That figure dropped steadily over the next four years in Santa Cruz and by November of 2012, it stood at 60 percent. The high rate of voter turnout in November 2008 may be the reason why the late ballot rate in that election was also relatively high compared to other recent elections.

There are a number of reasons why late ballots account for such a large share of uncounted VBM ballots in California elections. For example, elections officials have noticed that ballots are often held up at the United States border because the thickness of the ballot return envelope causes some U.S. Drug Enforcement Agency staff to become suspicious of the mail. Its delivery is delayed because it gets held for examination and then opened before being resealed and sent through to the elections offices.



Trays of late ballots received in Sacramento County after the June 2014 primary election go uncounted.

A much larger problem is the trend toward voters holding on to their VBM ballots longer than they used to, and then mailing them to the elections office either on Election Day or in the days just prior to the election. Despite notices on VBM materials that postmarks don't count, many voters still put their ballots through the U.S. Mail on Election Day. Lateness can also be attributed in part to the U.S. Postal Service's closure of some mail processing facilities in recent years, delaying the delivery of all mail to some extent.

One way to address this growing problem would be to allow VBM ballots postmarked by Election Day

and received within three days of Election Day to be counted (according to local election officials, most late ballots arrive by then). Making this one change in state law would likely reduce California's unsuccessful VBM ballot rate by one-third or more. Currently seven states (Alaska, Iowa, Maryland, North Carolina, North Dakota, Washington and West Virginia) and the District of Columbia allow ballots postmarked by Election Day to be counted and an additional five states (Alabama, Illinois, New York, Ohio and Utah) allow ballots postmarked the day prior to Election Day to be counted.²⁷

²⁷ See http://www.longdistancevoter.org/absentee_ballot_deadlines#.Uz3yHVyz8 for more details on each state's absentee ballot acceptance rules.

17. Other reasons why some vote-by-mail ballots don't get counted

While lateness, lack of signature and signatures not comparing accounted for 99 percent of all the uncounted vote-by-mail ballots studied, there were a handful of other reasons why VBM ballots were not counted. Voters residing in the same household, such as spouses, may switch their ID envelopes by accident. If that happens, and both envelopes are not returned, the VBM ballot sent in the incorrect ID envelope will likely not be counted. There are also a handful of voters who return their VBM ballots early and then pass away prior to Election Day; such instances are discovered when election officials cross-check VBM ballots received with death records. Occasionally VBM envelopes arrive with no ballot inside, or in an envelope from a prior election.

18. UOCAVA voters

Counties' interactions with military and overseas voters are governed by the federal Uniformed and Overseas Citizens Absentee Voting Act (UOCAVA), which among other things helps ensure these voters receive their election materials with plenty of time to participate successfully in U.S. elections. UOCAVA voters constitute a special category of vote-by-mail voters who can receive ballots not only by mail, but also by fax or electronically via email or the web.

They also are unique in that unlike other California voters for whom providing an email address is optional, for UOCAVA voters it is essential in order to facilitate balloting. However, during the course of this study, CVF learned that one California county registrar discovered that military voters were not signing up to vote because they did not want to expose their military email addresses to political email spam. The registrar established a separate database for UOCAVA voters in order to silo those voters and their data off from the rest of the county's voters. In that way, the county is able to facilitate balloting for military voters without having their email address and other personal data made available to campaigns and other permitted secondary users of voter data. The registrar credits this service for increasing UOCAVA voter participation in that county.

On average across the three counties examined in this study, 50 percent of November 2012 UOCAVA ballots were issued via email, 34 percent were issued by mail, 16 percent were downloaded from the web (Orange County only), and less than one percent were faxed. Orange County issued the majority of its ballots via email (55 percent), with the rest split evenly between downloaded and mailed ballots. Sacramento issued most of its ballots via mail (62 percent), with another 37 percent issued by email and 1 percent by fax. Santa Cruz County issued the majority of its UOCAVA ballots via mail (58 percent), 41 percent by email, and 2 percent by fax.

**Percentages of Military/Overseas Ballots
Issued by Various Methods June 2008 - Nov. 2012**

Santa Cruz	2012 Nov.	2012 June.	2010 Nov.	2008 Nov.	2008 June
Emailed	41	13	0	0	0
Mailed	58	87	100	100	100
Faxed	2	0	0	0	0

Sacramento	2012 Nov.	2012 June.	2010 Nov.	2008 Nov.	2008 June
Emailed	37	13	0	0	
Mailed	62	87	100	100	
Faxed	1	0	0	0	

Orange	2012 Nov.	2012 June.	2010 Nov.	2008 Nov.	2008 June
Emailed	55				
Mailed	22				
Faxed	23				

One challenge with UOCAVA voters is that they are by nature more mobile than typical voters, making it difficult to keep UOCAVA voter records updated. Santa Cruz County received a 2011 Federal Voting Assistance Program grant that paid for extra staff hours for the purpose of communicating with UOCAVA voters and cleaning up its database. They also began emailing ballots to military and overseas voters that year, but the county still had about the same rate of undeliverable ballots (1.8 percent) as they did prior to the database purge and emailing of materials. However, without the extra effort made by the county, the undeliverable rate would probably have been higher.²⁸



Orange County produces and distributes posters to encourage military and overseas voters from the county to register and vote.

Orange County reports it has a good UOCAVA ballot delivery success rate, because the office communicates frequently with UOCAVA voters via email and U.S. mail and their records are kept up to date. The election office has found that electronic communication works well for the county and for the UOCAVA voters, because email allows them to receive materials quickly even if their physical address has changed. If UOCAVA voters request materials to be emailed, the county sends everything that way; when email bounces back, the county sends materials by mail instead, as is required by law.

Whereas other California counties use national change of address information from the state to update UOCAVA voter records, Orange County buys data from Experian in order to keep names and addresses of these and other voters current. Orange County's Registrar of Voters, Neal Kelley, has found that Experian has much more, and more up-to-date, information on voters' moves than the post office, and so feels the extra expense of purchasing the third party data is worthwhile. In 2012, the county used this data to identify voters who had moved out of the county and, after affirming the move with the voters, saved tens of thousands of dollars in production and mailing costs by removing those voters from the system.

Another unique quality of Orange County's UOCAVA voter services is that these voters can download ballots from the county's website. Voters can sign in to the military/overseas portal on the election website and then choose to receive and print their ballot using

²⁸ It is also worth noting that Santa Cruz applied for grant funding in order to obtain the resources needed to improve administration of its UOCAVA ballots; it is a good example of how counties lack the basic resources needed to perform routine administrative maintenance of their election systems.

the online interface. Neither Sacramento or Santa Cruz County currently has this option available for UOCAVA voters.

While it appears that most UOCAVA voters understand how the vote-by-mail process is different for them and do use the Federal Post Card Application to register as UOCAVA voters, some simply register as regular VBM voters. To ensure all military and overseas voters are in the UOCAVA system, election officials keep an eye out for mail coming from military installations and contact voters to get them classified properly.

Data for both Sacramento and Santa Cruz counties show that while the overall VBM voters' success rate in November 2012 was 99.1 and 99.4 percent respectively, the success rate for UOCAVA voters was a few percentage points lower, at 96 percent. In both counties, the vast majority of uncounted UOCAVA ballots were late. Counties reported that it's very rare for election offices to challenge the ballot of a UOCAVA voter for a reason other than that it was returned too late.

In 2012, Orange County used Experian data to identify voters who had moved out of the county and, after affirming the move with the voters, saved tens of thousands of dollars in production and mailing costs by removing those voters from the system.

19. Impact on provisional voting

Though a relatively small percentage of vote-by-mail voters end up casting provisional ballots in any given election, VBM voters make up a large percentage of all voters casting provisional ballots. Provisional voting appears to function largely as a failsafe for the VBM process in California, allowing VBM voters a backup option for casting their vote.

Millions of VBM voters are automatically sent ballots for each election, many of which go unreturned for a variety of reasons. Some voters misplace their ballots, or move and do not update their registration; those who move within the county are eligible to cast a provisional ballot. Thus, it is likely that the increasing number of provisional ballots cast in California in recent years can be attributed to an increase in vote-by-mail voters.

Though a relatively small percentage of vote-by-mail voters end up casting provisional ballots in any given election, VBM voters make up a large percentage of all voters casting provisional ballots.

Data collected from two of the three counties show that a small but significant percentage of VBM voters in those counties ended up casting provisional ballots in November 2012. The data also show that a sizeable portion of all provisional ballots cast were from vote-by-mail voters.

In Santa Cruz County:

- 3.3 percent of the county's registered VBM voters cast provisional ballots in the November 2012 election; and
- VBM voters cast 31 percent of all provisional ballots and 39 percent of all counted provisional ballots in the county.

In Orange County:

- 6 percent of the county's VBM voters cast provisional ballots in November 2012; and
- VBM voters accounted for 54 percent of all provisional ballots cast and 58 percent of all counted provisional ballots, making VBM voters the majority constituency of the provisional voting process in that county.

20. Conclusion

In all three counties studied, CVF found that registrars and their staffs were already performing additional duties, above and beyond what is required of them by law, to help voters correct ballot problems. Despite these efforts, many vote-by-mail voters' ballots still slip through the cracks. This underscores the fact that leadership at the state level is also required to ensure vote-by-mail programs are sufficiently funded and to provide greater uniformity in vote-by-mail implementation from county to county so that Californians enjoy equal voting rights and opportunities statewide. To that end, the California Voter Foundation offers a number of recommendations for lawmakers and election administrators to consider implementing to improve the state's vote-by-mail process. In addition, CVF identified a number of topics during the course of the study that are deserving of additional attention and they are briefly outlined.

When California chose to let voters become permanent vote-by-mail voters there was an assumption that voting by mail would be reasonably straightforward and that the aggregate effect of making the VBM option available would be to increase turnout. The reality, detailed in this three county study of how voting by mail actually works, is that voting by mail is subject to several sources of error. After every statewide election tens of thousands of ballots cast by California voters go uncounted. There is a risk, then, that the presumed turnout benefits of voting by mail will be overwhelmed by the prospect that, if voters vote by mail, their votes will not count. The California Voter Foundation is committed to working with lawmakers and election administrators to reduce vote-by-mail errors, count more votes, and make VBM voting a reliable option for California voters.



V. Recommendations for Improving the Vote-by-Mail Process and Topics for Further Study

To improve the vote-by-mail process and ensure a greater number of ballots are successfully cast and counted, the California Voter Foundation (CVF) has the following recommendations for lawmakers and election administrators to consider implementing, along with additional topics worthy of further study.

1. Legislative Recommendations

1. Provide the funding counties need to support county elections operations. California's Constitution requires that the costs incurred by counties to provide election programs mandated by the Governor and Legislature be reimbursed. Vote-by-mail programs represent a sizeable portion of the election programs mandated by the state. Yet these programs have gone unfunded since 2011. The state's Legislative Analyst supports restoring funding for election mandates in order to avert the risk that a county or counties could decide not to perform the mandated duties, such as providing the option to vote by mail, resulting in inconsistencies, voter confusion, possibly lower turnout and potentially litigation.

2. Refrain from enacting optional changes to the state's vote-by-mail system. To avoid paying for new program costs, the State Legislature in recent years has enacted a number of laws affecting the vote-by-mail program but has made the changes optional for counties to implement so that the state is not required to pay for them. A recent example is a new law that allows counties to let voters apply for a vote-by-mail ballot by phone if a county wishes to provide this option.²⁹ This type of change results in a lack of standardization and can confuse voters who are unsure of their voting rights because they vary from county to county.

3. Require counties to contact voters before Election Day if their signatures don't match or are missing from the VBM envelope. In the three-county study, CVF found that only one county, Santa Cruz, attempted to contact voters prior to Election Day if their envelope signature did not compare to the one on file. All three counties reported that they contact voters prior to Election Day to correct ballot envelopes with missing signatures. But all counties' ability to conduct this kind of outreach is limited due to resources. If the state were to require and fund the extra work needed to correct signature problems, it would help reduce the number of uncounted VBM ballots.

4. Allow voters who didn't sign their VBM envelope to submit their signature on a separate piece of paper prior to Election Day to be attached to their ballot. Lack of a signature was one of the top three reasons why some VBM ballots did not get counted in the three-county study. But all three counties, and likely others as well, do pre-screen VBM ballots received prior to Election Day for signatures. All three counties attempt to contact the voter to collect a signature. One county sends the VBM ballot back to the voter. The other two counties prefer to hold on to the ballots and instead contact the voter by phone, mail or email and urge them to come to the county election office and sign their envelope.

²⁹ Assembly Bill 530, authored by Assembly Member Sharon Quirk-Silva, D-Fullerton, online at http://www.leginfo.ca.gov/pub/13-14/bill/asm/ab_0501-0550/ab_530_bill_20131003_chaptered.pdf.



A third option would be to allow counties to collect the voter's signature separately from the ballot envelope, using a standardized form containing the same oath that appears on the vote-by-mail envelope, that can be attached to the VBM envelope once received. At least one other state has implemented a similar provision in order to allow more VBM ballots to be counted.³⁰

5. Enact a comprehensive framework for early voting. Increasingly, voters are returning their VBM ballots directly to an official ballot drop site rather than sending them through the mail. Of the nearly one million voters who cast November 2012 VBM ballots in the three-county study, 30 percent did so in person and not through the mail. Current state law allows voters to return VBM ballots to polling places on Election Day, or to the county election office prior to Election Day. Many counties also offer a VBM ballot drop box outside their election office where voters can deposit their ballots 24 hours a day. To provide even more conveniences for voters, some counties allow ballots to be returned to other public offices, such as city halls and libraries, located within the county. State law does not provide a comprehensive framework for early voting in California, but as a growing number of voters are opting to cast a VBM ballot in person, there is a greater need to do so.

6. Allow voters to return a VBM ballot to any election office or polling place in the state.

All three counties reported that they receive ballots from voters in other counties, most frequently from college students who drop off a vote-by-mail ballot from their home county. Many counties already send ballots received in error to their home counties so the local registrar can contact the voter and/or update the voter's record. A change in California law that would allow voters to return a VBM ballot to any election official or polling place in the state would help reduce the number of VBM voters who are disenfranchised for this reason. It would also provide additional options to voters who live and work in different counties. Such a change in the law would result in additional work and expense for county election offices and would need to be supported with state funding.

7. Allow VBM ballots postmarked by Election Day to be counted. In December 2012, Senator Lou Correa (D-Santa Ana) introduced Senate Bill 29 in the California Legislature, to allow VBM ballots postmarked by Election Day and received within three days of Election Day to be counted (according to local election officials, most late ballots arrive by then). A Public Policy Institute of California study found that late arrival accounted for 47 percent of the unsuccessful VBM ballots cast in 31 California counties in 2012.³¹ Making this one change in state law would likely significantly reduce California's unsuccessful VBM ballot rate. Currently seven states (Alaska, Iowa, Maryland, North Carolina, North Dakota, Washington and West Virginia) and the District of Columbia allow ballots postmarked by Election Day to be counted and an additional five states (Alabama, Illinois, New York, Ohio and Utah) allow ballots postmarked the day prior to Election Day to be counted.³²

30 Florida House Bill 7013 was enacted in 2013, and is online at <http://www.flsenate.gov/Session/Bill/2013/7013>.

31 See "Expanding California's Electorate: Will Recent Reforms Increase Turnout?", by Eric McGhee, published by the Public Policy Institute of California, January 2014, p. 12, http://www.ppic.org/content/pubs/report/R_114EMR.pdf.

32 See http://www.longdistancevoter.org/absentee_ballot_deadlines#.Uz3yHVyzt_8 for more details on each state's absentee ballot acceptance rules.



8. Require counties to notify voters if their VBM ballot was not counted. Under current law, counties are required to provide voters with the ability to look up online, or call by phone, to find out if their VBM ballot was counted and if not, why not.³³ But getting this information to the voter requires the voter to take the initiative and to know when and where to look for the information (a statewide tool is not scheduled to be available until 2016). It would be far more effective if election officials were required under state law to notify voters when their VBM ballots are not counted and why, so that voters can avoid making the same mistakes and repeatedly disenfranchising themselves. Such mailings could also include a voter registration card if the ballot was not counted because the signature did not compare in order to collect a current signature from the voter to keep on file for the next election (all three counties studied already provide this service to voters).

9. Require counties and the Secretary of State to report the number of uncounted VBM ballots and reasons why they were not counted. The problem of uncounted VBM ballots has gone largely unnoticed in recent years due in part to the difficulty in determining the actual number of ballots that are uncounted statewide. Data currently available on the Secretary of State's web site is not accurate.³⁴ If the Secretary of State were to collect and gather accurate data from all 58 counties providing the number of VBM ballots not counted and the reasons why, it would give the public the ability to compare and contrast counties' performance and practices and also give election officials and policy makers a better understanding of where attention needs to be placed to reduce the number of uncounted ballots.

33 SB 589, authored by State Senator Jerry Hill (D-San Mateo), enacted in 2013.

34 Historical vote-by-mail statistics are available on the Secretary of State's website with the caveat that "(b) ecause not all counties provided information, no complete statewide data is available", online at http://www.sos.ca.gov/elections/elections_m.htm#hist.

2. Administrative Recommendations

Many of California's 58 county election officials and the Secretary of State currently engage in a number of innovative and beneficial practices to facilitate effective vote-by-mail balloting. Below are several recommendations election officials may consider implementing and reform advocates may wish to promote to further improve the VBM process at an administrative level.

1. Conduct a “plain language” review of VBM materials. Two of the counties in CVF's study have undergone plain language reviews of some, but not all, of their election materials. Plain language reviews help reduce textual and visual clutter on documents to help ensure that key information is conveyed. The VBM return envelopes for all three counties CVF studied contained a lot of text on both the front and back of the envelopes, as well as warning messages and text in red or in all capital letters. The overall message conveyed with these envelopes may be confusing to voters and they could be improved by being less wordy and more attractive. Much of the envelope text is dictated by statute (Election Code Section 3011); it would be worthwhile to also consider legislative changes to move some of the envelope text to an instruction sheet instead, which counties typically provide to VBM voters.

2. Use barcodes to track VBM materials and ballot envelopes. In the legislative debate over the proposed postmark bill, questions have arisen about how to deal with ballots that lack a postmark and whether to count them. Some have expressed concern about the potential for post-election ballot box stuffing with late ballots lacking a postmark submitted after Election Day to try to affect the outcome of a close race with a long vote count underway. One potential remedy is to use barcodes on the VBM envelopes that can be read later to discern the date they arrived in a U.S. Postal Service sorting facility or when the postage was cancelled. With the use of the USPS' Intelligent Mail barcode (IMb) technology, election officials can also determine whether an outbound VBM ballot has been delayed and potentially provide that information to voters in near-real time so they can make alternative voting plans, such as casting a ballot in person at the county election office or a provisional ballot at their polling place.³⁵ Orange County began using IMb in 2012 and has found the technology to be extremely useful in assisting VBM voters with questions about their ballot status.

3. Provide and improve online lookup tools that let voters check the status of their VBM ballots. Currently, 45 of California's 58 counties provide vote-by-mail lookup tools on their websites. However, these tools vary in the kind of information voters can learn from them. Some let voters see if their VBM ballot has been sent out, or if their completed ballot has been received. CVF's three-county study found that in one county, the VBM status lookup tool is only available during the election period; in another county it is available year-round, but only displayed the status of the voter's ballot for the most recent election; and in the third county, it is available year-round and displays the voter's entire voting history.

A new state law requires counties to let voters find out, either online or by phone, whether their VBM ballot was counted and if not, why not. Some counties have already built this

³⁵ See <https://www.usps.com/gov-services/election-mail.htm> and https://ribbs.usps.gov/confirm/documents/tech_guides/IMb_Tracing_User_Guide.pdf.



function into their VBM lookup tool; however in the two counties CVF reviewed that had this function (Orange and Santa Cruz), the language presented to the voters was unclear, describing a counted ballot as “good” and an uncounted ballot as “challenged”. (Following CVF’s review, two counties changed their lookup tool messaging, replacing “good” with “accepted” and “counted”.) Like other VBM materials, lookup tool messaging would benefit from a plain language review. CVF’s study found that one county’s lookup tool informed voters whose ballots were challenged due to signature problems that they were “pending”, potentially leaving a false impression that there were no problems with the ballot. It would be beneficial to voters if lookup tools informed voters in real time if their ballot is being challenged and why, so they can attempt to correct it prior to Election Day. Providing a phone number on the response message is also advised.

4. Expand the state’s Uniform Vote Counting Procedures to include signature comparison guidelines and procedures for handling challenged signatures. While each county in CVF’s study had written procedures for signature comparison and the steps to take in handling challenged ballots, the lack of uniformity in these procedures could result in legal challenges in close elections where the contest involves multiple counties. CVF’s study also found a significant difference among the three counties in the percentage of VBM ballots not counted due to a determination that the VBM envelope signature did not compare adequately to the signature on file. In Sacramento County, on average over four elections, this accounted for 34 percent of the VBM ballots not counted, while in Santa Cruz it was 15 percent and in Orange it was 6 percent. This significant difference also suggests a potential equal protection issue in which California voters’ VBM ballots do not stand an equal chance of being counted due to varying county verification practices.

5. Establish clear procedures and instructions for how voters can remove themselves from the permanent vote-by-mail list. Choosing permanent VBM voter status became an option for California voters after a change in the law enacted in 2001.³⁶ This option has been added to the voter registration form, and it is described in statute how voters can apply to become a permanent VBM voter (Election Code Section 3201); however, current law does not say how voters can remove themselves if desired. The Secretary of State’s website also does not provide guidance to voters on this topic. In CVF’s study, only one of the three counties had an application that voters could use to make this request. It would be beneficial for the Secretary of State to create and distribute a standardized form that counties could provide to voters who wish to change their VBM status.

6. Add the “Official Election Mail” logo to all VBM envelopes. Most counties place the USPS’ “Official Election Mail” logo on envelopes, but not all. CVF’s three-county study found that two counties use this logo while one did not (though reportedly is planning to begin this year). Although this logo has no technical role in mail processing, it does provide a uniform, visual signal to mail carriers that time-sensitive election materials are in their hands. It may also help keep postal workers from mistakenly holding back voted VBM ballots that lack sufficient postage.

7. Request vote-by-mail applicants’ phone numbers and email addresses on application forms. California voters are not required to provide a phone number when they register to vote or request a vote-by-mail ballot, and it is up to counties to decide whether to

³⁶ Assembly Bill 1520 of 2001, authored by then-Assembly Member Kevin Shelley (D-San Francisco).



request a phone number on the VBM ballot application form. CVF's study found that Orange and Santa Cruz counties requested both a daytime and evening phone number while Sacramento requested a daytime phone number. Obtaining VBM voters' phone numbers gives elections officials the ability to contact voters who submitted VBM ballots erroneously and help voters correct their mistakes.

8. Develop a statewide public relations campaign to help voters avoid common VBM mistakes. Creating a uniform, statewide slogan such as "Make it Count!" or "Signed and Delivered" along with key tips for successful VBM balloting may help reduce VBM errors and subsequent disenfranchisement. A multimedia voter education campaign produced by election officials in collaboration with voter advocacy groups to increase voter awareness of the top three reasons some VBM ballots don't get counted (too late, no signature, and bad signature) could include a slogan, logo, infographic, fact sheet/talking points and a series of short videos. In 2012, Washington State's King County developed a series of public service announcements and advertisements that serve as an excellent example, featuring celebrities and engaging, simple messages, such as "Get your ballot voted and returned by Election Day."³⁷ Another message that many election officials expressed a desire to convey to voters is to "Get your ballot in early" in order to provide ample time for officials to address potential signature problems and reduce the number of late ballots received that go uncounted.

9. Develop a campaign to educate postal workers about the importance of sending election mail through. According to the Bureau of Labor Statistics, the USPS employs approximately 307,000 Postal Service Mail Carriers nationwide, with approximately one-tenth (33,000) working in California alone.³⁸ An educational campaign developed by election officials in collaboration with voter advocacy groups could include a webinar, short educational video and/or a simple "Do's and Don'ts" list for handling election mail targeted to postal employees and emphasizing the importance of sending election mail through as quickly as possible in order to help reduce the number of late ballots.

37 See <http://www.kingcounty.gov/elections/news/psa.aspx> and <http://www.kingcounty.gov/elections/news/psa/2013.aspx>.

38 <http://www.bls.gov/oes/current/oes435052.htm>.

3. Topics For Further Study

1. Consider alternative postage approaches. VBM ballots and envelopes vary in size and weight depending on the county's ballot style and the number of contests on a voter's ballot. Longer ballots weigh more and require extra postage. Difficulty determining the correct amount of postage required to mail a completed VBM ballot creates an extra hurdle for VBM voters as well as election officials, who have found postage costs vary from post office to post office and even from one postage scale to the next within the same post office. Voter education groups cannot inform voters statewide what to do either, since the postage costs vary so widely. A simpler approach would be to standardize the price of mailing a ballot, regardless of the weight. If the ballot postage price were set at one ounce, regardless of the actual weight, there would be far less confusion and more standardization in postage costs. The U.S. Post Office's "Forever" stamps increase in value as postage rates rise, so they could be used by voters with confidence that sufficient postage has been affixed to the envelope. Policymakers would need to determine how the additional postage costs would be covered.

Another postage issue that deserves more attention involves VBM voters who reside in all mail-ballot precincts. Under state law, counties must pay the postage costs for these voters' returned ballots. Counties typically use business reply mail, which delays ballot processing since the postage costs for each ballot must be debited against the counties' accounts before delivery. CVF's study findings indicate that voters in all mail-ballot precincts are more likely than VBM voters generally (who pay their own postage) to have their ballots go uncounted due to late arrival. An alternative approach to consider is using permit reply mail, which Netflix uses. This can increase postage costs, since postage must be pre-paid, but it speeds up delivery since the postage need not be debited from the permit holder's account before the mail is delivered. While all three counties in CVF's study have postal accounts to cover additional postage costs and this practice is reported to be common among county election offices, it is likely that the postage gap could be sizeable if this approach were taken. These alternative approaches to VBM postage would likely require financial support from the state and/or subsidies from the USPS.

2. Explore the need for automated signature verification technology to be certified and regulated by the Secretary of State. Several California counties are using commercial products to scan, compare and verify the signatures on VBM envelopes. Currently the use of these products is unregulated and it is possible for counties to set the parameters for accepting or rejecting signatures at varying tolerances. Use of signature verification technology needs to be regulated and certified by the Secretary of State, for two reasons: first, it is an essential tool used to determine which ballots to count and therefore is part of the ballot counting process, and; second, because several counties have purchased this equipment with funding from the state's Proposition 41 Voting Modernization Bond Fund which requires equipment purchased with these funds to be certified by the Secretary of State.³⁹ Establishing statewide standards and regulations will ensure automated VBM signature verification is carried out in a uniform manner.⁴⁰

39 The text of Proposition 41, the Voting Modernization Bond Act of 2002, is available online at http://www.sos.ca.gov/elections/viguide_pe02/prop41_text.pdf. Voting Modernization Board staff reports on equipment purchased with bond funds are online at http://www.sos.ca.gov/elections/vma/staff_reports.html.

40 Assembly Bill 2530, introduced in February 2014 by Assembly Member Freddie Rodriguez (D-Pomona), would, if enacted, establish requirements for human review of VBM ballots rejected by automated signature verification systems, online at http://www.leginfo.ca.gov/pub/13-14/bill/asm/ab_2501-2550/ab_2530_bill_20140804_amended_sen_v97.pdf.

3. Consider letting voters limit the use of their email address and phone number to administrative purposes only. One county is already doing this for military voters after learning that many were choosing to not register or vote at all because they did not want their military email addresses receiving political email messages. A 2004 California Voter Foundation study of nonvoters found that one reason nearly one in four were not registered was because they wanted to keep their personal information private. Email address and phone number are optional fields on the California voter registration form and many voters leave these fields blank when registering to vote. But for election officials, this lack of information limits their options for contacting voters about problems with VBM ballots. Giving voters the ability to restrict the use of their personal contact information to administrative purposes will likely result in more voters opting to provide this information and thus additional ways for election officials to reach them. (It may also increase the number of voters opting in to accept electronic delivery of their sample ballot.) It would be particularly beneficial to military and overseas voters, who vote by mail not out of preference but rather necessity. These voters must provide their email addresses to election officials in order to facilitate balloting and deserve the right to shield their email address from secondary voter data users such as campaigns and the media.

4. Examine and improve the DMV's signature gathering process. Many would-be voters don't realize that the signature they provide to the Department of Motor Vehicles may well end up being their official voter registration signature. California began offering online voter registration in 2012, and already hundreds of thousands of applications have been completed and submitted online, using the applicant's signature on file with the DMV as the signature of record for the voter registration application. However, some of these signatures are made on signature pads with a stylus, resulting in what one election official referred to as a "Sharpie signature". As a result, many signatures on file are not the ideal representation of the voter's signature. A new state law that allows other signatures on file with the county elections office to be used to verify VBM signatures gives counties additional tools they can use.⁴¹ But it is also important that the DMV and election officials take steps to ensure that the signatures they are collecting from customers can be reliably used for comparison, and that customers are aware that the signature they supply to the DMV may end up being their official signature for voter registration purposes. As "wet" signatures become a less reliable form of authentication, research may need to be conducted to explore additional ways election officials can verify voters and their ballots.

5. Consider expanding the use of VBM return envelopes that provide a signature privacy flap. Lack of signature is one of the primary reasons VBM ballots do not get counted. Some counties use VBM envelopes that allow the voter to sign the envelope and then fold or seal it in a way that hides the signature from public view until a tab is removed. Election officials can remove the tab to verify the signature without opening the envelope. In CVF's three-county study, Santa Cruz was the only county currently utilizing a signature privacy flap on its VBM envelopes. Santa Cruz also had the lowest average rate of VBM ballots not counted due to a missing signature, averaging at 14 percent of uncounted VBM ballots across the four elections studied, compared to Sacramento's rate of 17 percent and Orange's rate of 29 percent. It's possible that the additional measure of security and privacy offered by the flap will result in more voters signing their VBM ballot envelopes and those ballots getting counted.

⁴¹ Assembly Bill 1135, authored by Assembly Member Kevin Mullin (D-South San Francisco), enacted in 2013.

6. Consider standardizing the vote-by-mail identification envelope statewide. VBM envelopes come in a variety of colors and sizes, and with varying instructions and notices to voters. These variations can create unnecessary confusion for voters and make it difficult for voter education groups to provide the public with accurate instructions when voting by mail. Standardizing the envelope could also help postal workers more easily identify ballots and ensure they are handled on a timely basis.

7. Explore the need for more robust and uniform statewide standards for third-party returns of vote-by-mail ballots. County instructions to voters in this area varied considerably, and it was unclear to what extent, if any, the counties attempt to verify the relationship and signature of the person returning a ballot on behalf of a VBM voter. The absence of uniform standards is a security vulnerability for vote-by-mail ballots and ought to be addressed.

8. Provide more avenues for voters to request their election materials in other languages besides English. Most California counties offer election materials in languages other than English. However, CVF's three-county study found the number of avenues provided to voters to add a language preference to their voter registration record was limited to making the request by phone or in writing. The time it takes for voters to request a new sample ballot in an alternative language delays the VBM voting process. While language preference has been added to the state's voter registration form, the addition came after many people have already registered to vote. Providing an online request form and/or a paper form in the sample ballot book could help facilitate these requests and accelerate the delivery of needed election materials, while also expanding voter awareness that material in alternative languages is available.

